



## **Crime Analysis Report May 2008**

**Prepared by Det. Sgt. John Dunn #64**

# Table of Contents

Crime Analysis Definition.....	3
Crime Analysis Narrative Report.....	4
Appendix A (Crime Graph).....	6
Appendix B (Burglary Graph & Map).....	7 & 8
Appendix C (Criminal Mischief Graph & Map).....	9 & 10
Appendix D (Larceny Graph & Map) .....	11 & 12

## Crime Analysis

A set of systematic, analytical processes directed at providing timely and pertinent information relative to crime patterns and trend correlations to assist the operational and administrative personnel in planning the deployment of resources for the prevention and suppression of criminal activities, aiding the investigative process, and increasing apprehensions and the clearance of cases. Within this context, Crime Analysis supports a number of department functions including patrol deployment, special operations, and tactical units, investigations, planning and research, crime prevention, and administrative services (budgeting and program planning). --Steven Gottlieb et al., 1994, "Crime Analysis: From First Report To Final Arrest."

*TO: Office of the Chief*

*FROM: Det. Sgt. John Dunn*

*SUBJECT: Crime Analysis Report May 2008*

*During the month of May 2008. The Guilford Police Department had the following **Part 1** and selected **Part 2** Crimes reported: Reference Appendix A for further information.*

**Burglary Cases**

There were a total of nine (9) burglaries reported during this period. Eight (8) residential and (1) commercial. Of these nine burglaries a total of five (5) were solved. Arrests are pending for one suspect in two of the solved cases. In two cases a distinct pattern and modes operandi was found. *Reference Appendix B for a graph representation.*

**Criminal Mischief Cases:**

Twenty-Five (25) criminal mischief cases were filed; Thirteen were private property damage, five were public property, four were mailbox damage, and three were damage to windows. Nine cases were solved with four resulting in arrests. The remaining solved cases were handled between the complainants and the subjects. No similarities in cases were found. There was no distinct patterns or modes operandi (MO) in any of these cases. . *Reference Appendix C for a graph representation.*

**Larceny Cases:**

Twenty-five (25) larceny complaints were filed. A detailed examination of these cases revealed the following details: Of the twenty-five cases, a total of eight larceny cases were solved with one resulting in an arrest. Three cases are currently pending arrests. The remaining four cases were handled between the complainant and the subjects. One of the larceny cases was re-classified as unfounded after the complainant located her missing property. In remaining cases no distinct patterns or modes operandi was found. *Reference Appendix D for a graph representation.*

**Robbery Cases:**

During this reporting period two armed robbery occurred within this jurisdiction. One (1) commercial, and (1) residential. Both cases were solved and arrests were made in both cases. One case involved the theft from a commercial storage business where the owner of the business was struck by the fleeing subject vehicle. The second case involved the complainant encountering two subjects at his home. Upon refusing to part with his property he was pistol whipped. In both cases the subjects fled the scene and were captured a short time later by the police. There was no distinct pattern or modus operandi, M.O. in these cases, both incidents were independent of each other.

**Murder Cases:**

None reported

**Rape Cases:**

None reported.

**Arson Cases:**

None reported

**Information and Intelligence received on criminal activity:**

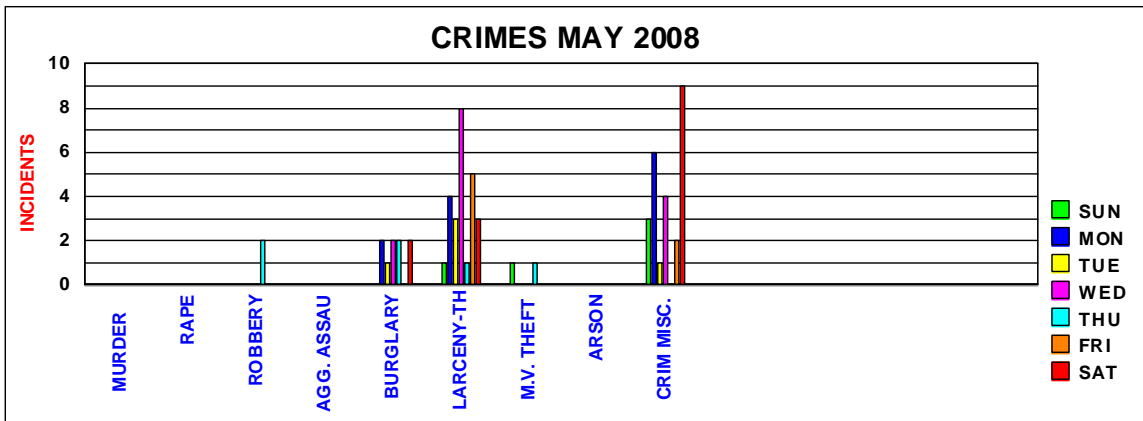
CTIC provided LEO intelligence during this month. Guilford Police provided information to surrounding towns on the scrap metal, theft burglars as well as the two armed robberies that occurred during this reporting period.

Sincerely,

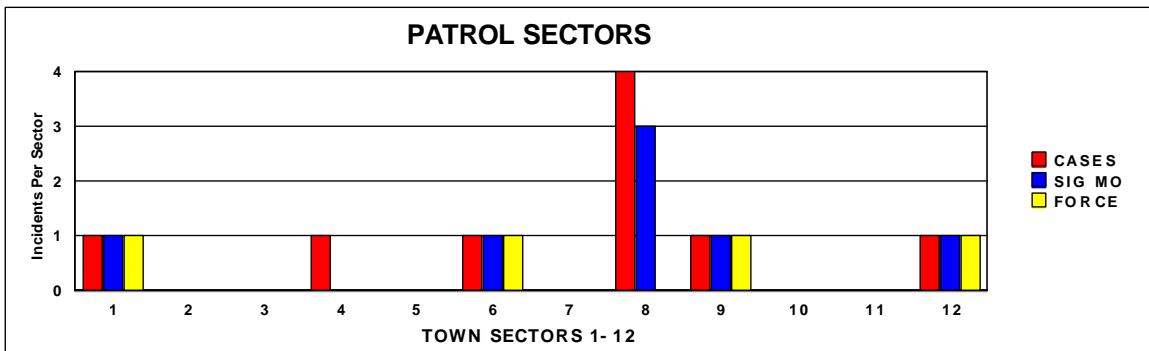
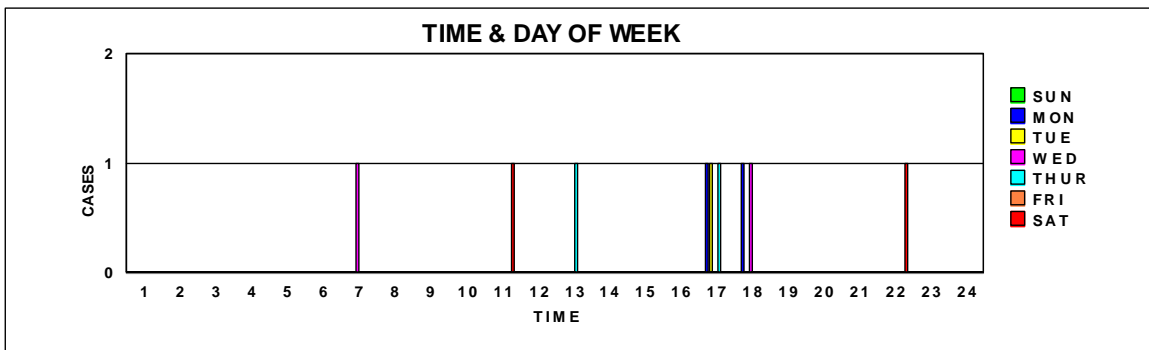
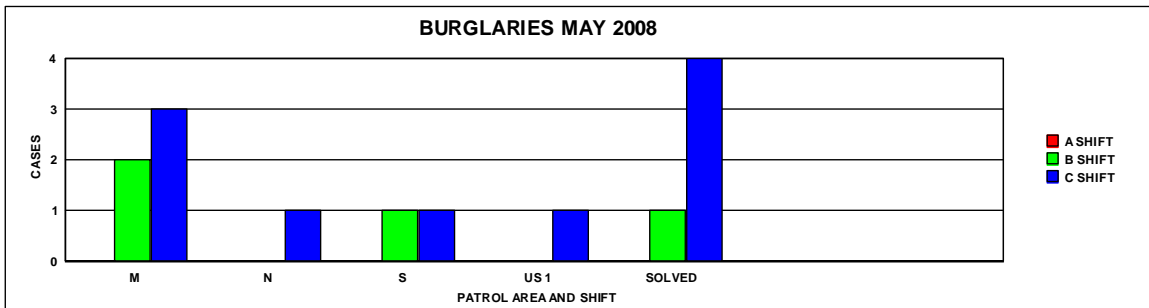
*Det. Sgt. John Dunn #64  
Detective Unit Supervisor*

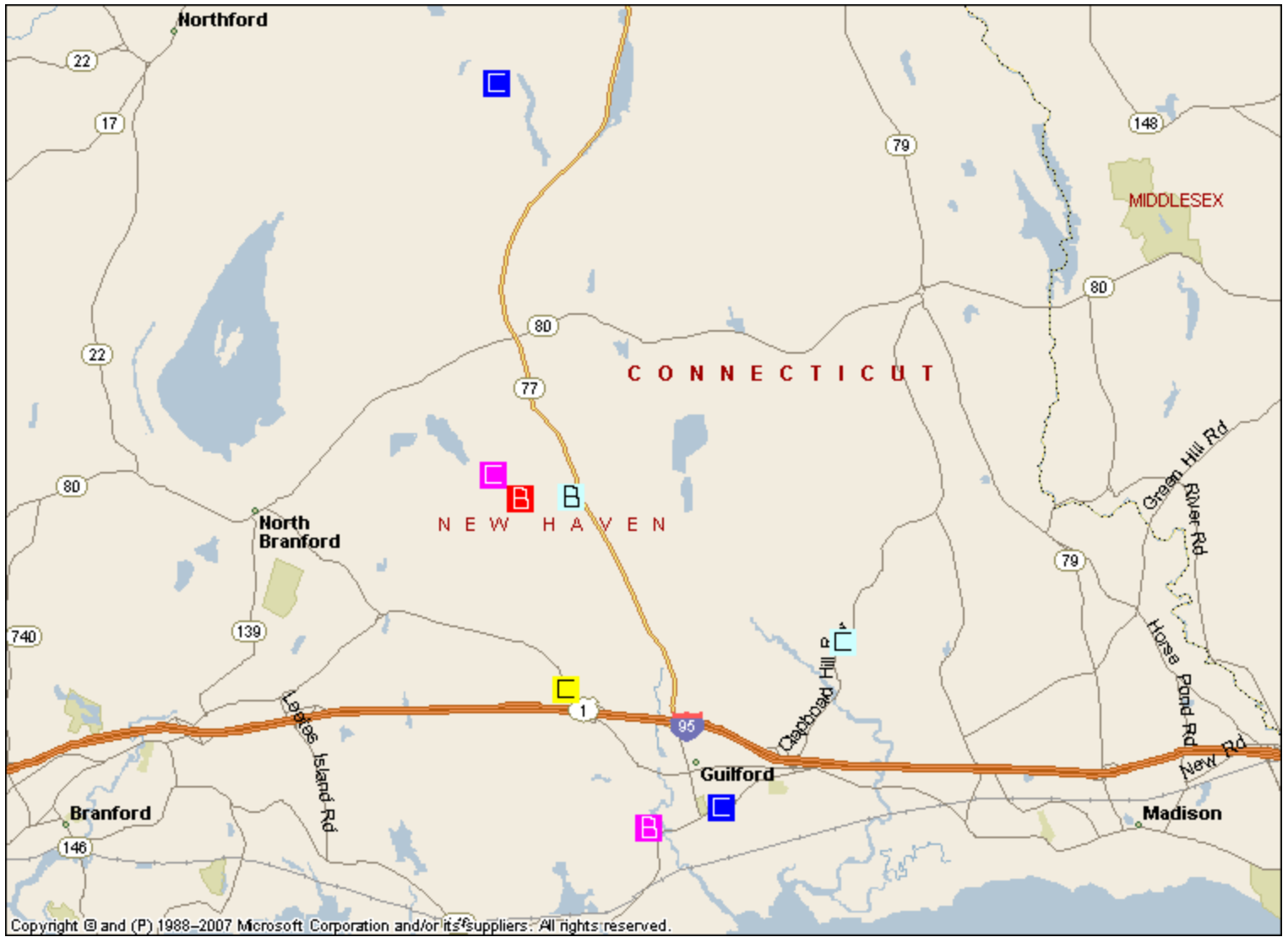
**Appendix A**

CRIMES MAY 2008			SUN	MON	TUE	WED	THU	FRI	SAT	TOTAL
MURDER			0	0	0	0	0	0	0	0
RAPE			0	0	0	0	0	0	0	0
ROBBERY			0	0	0	0	2	0	0	2
AGG. ASSAULT			0	0	0	0	0	0	0	0
BURGLARY			0	2	1	2	2	0	2	9
LARCENY-THEFT			1	4	3	8	1	5	3	25
M.V. THEFT			1	0	0	0	1	0	0	2
ARSON			0	0	0	0	0	0	0	0
CRIM MISC.			3	6	1	4	0	2	9	25



## Appendix B

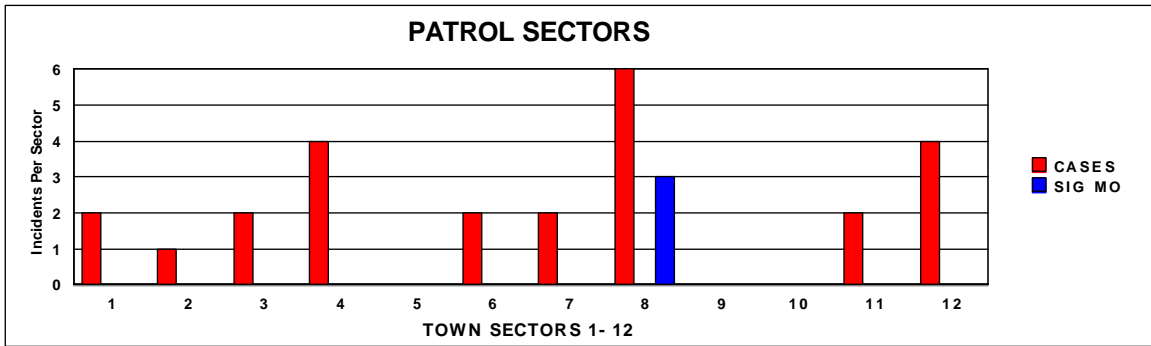
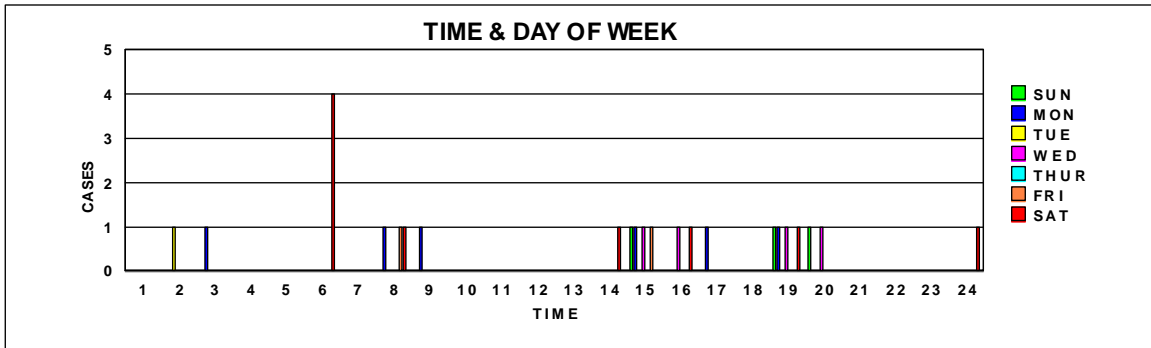
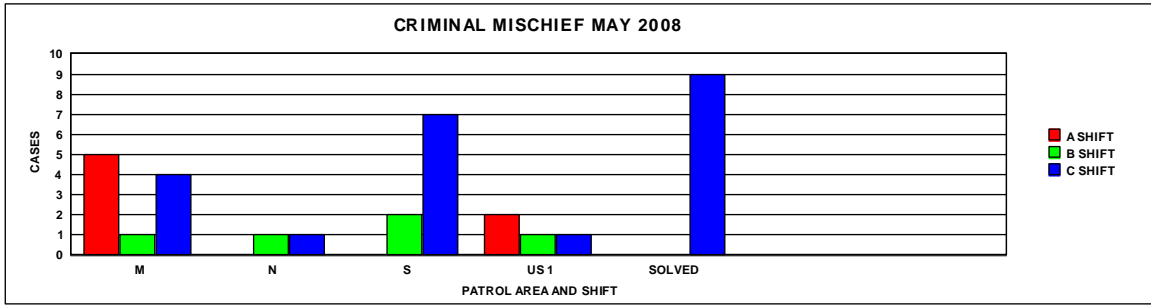


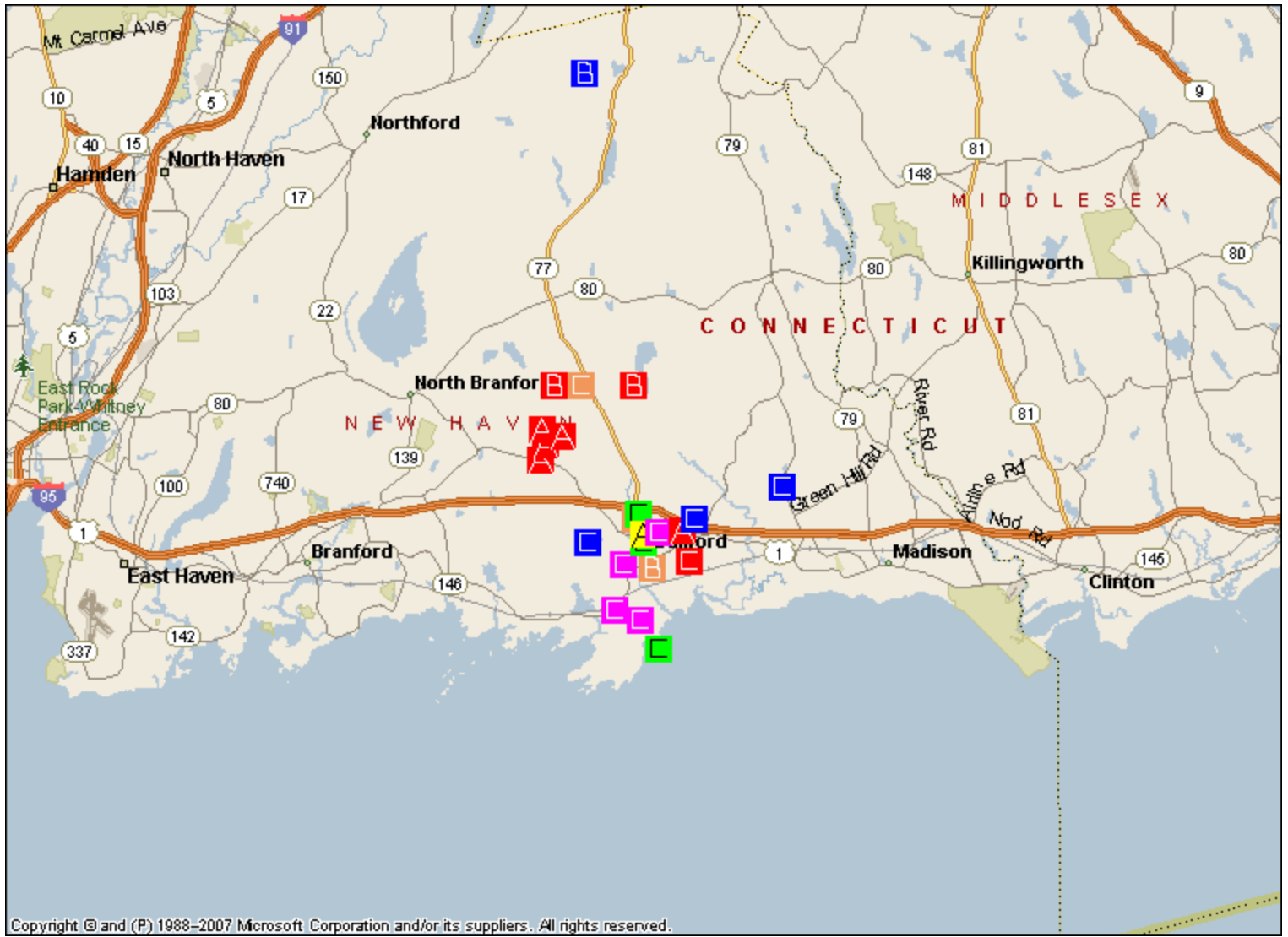


**Burglary cases for May 2008**



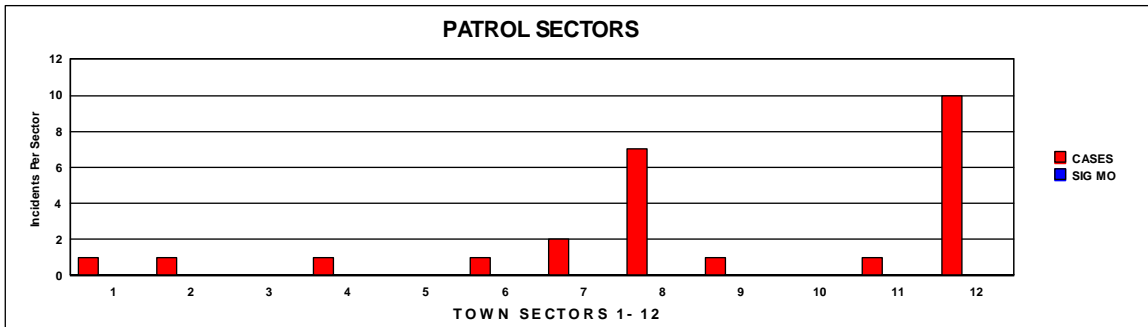
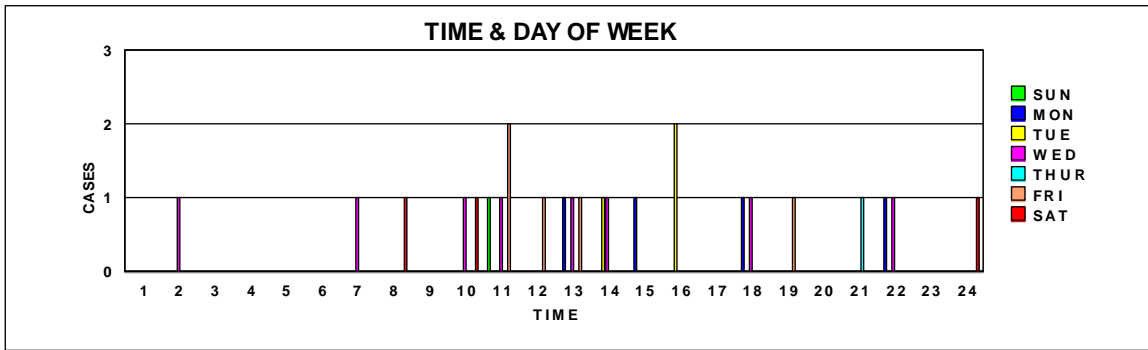
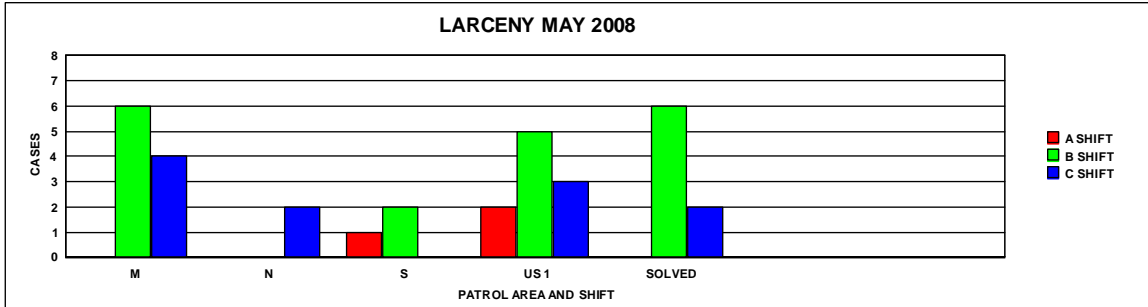
# Appendix C

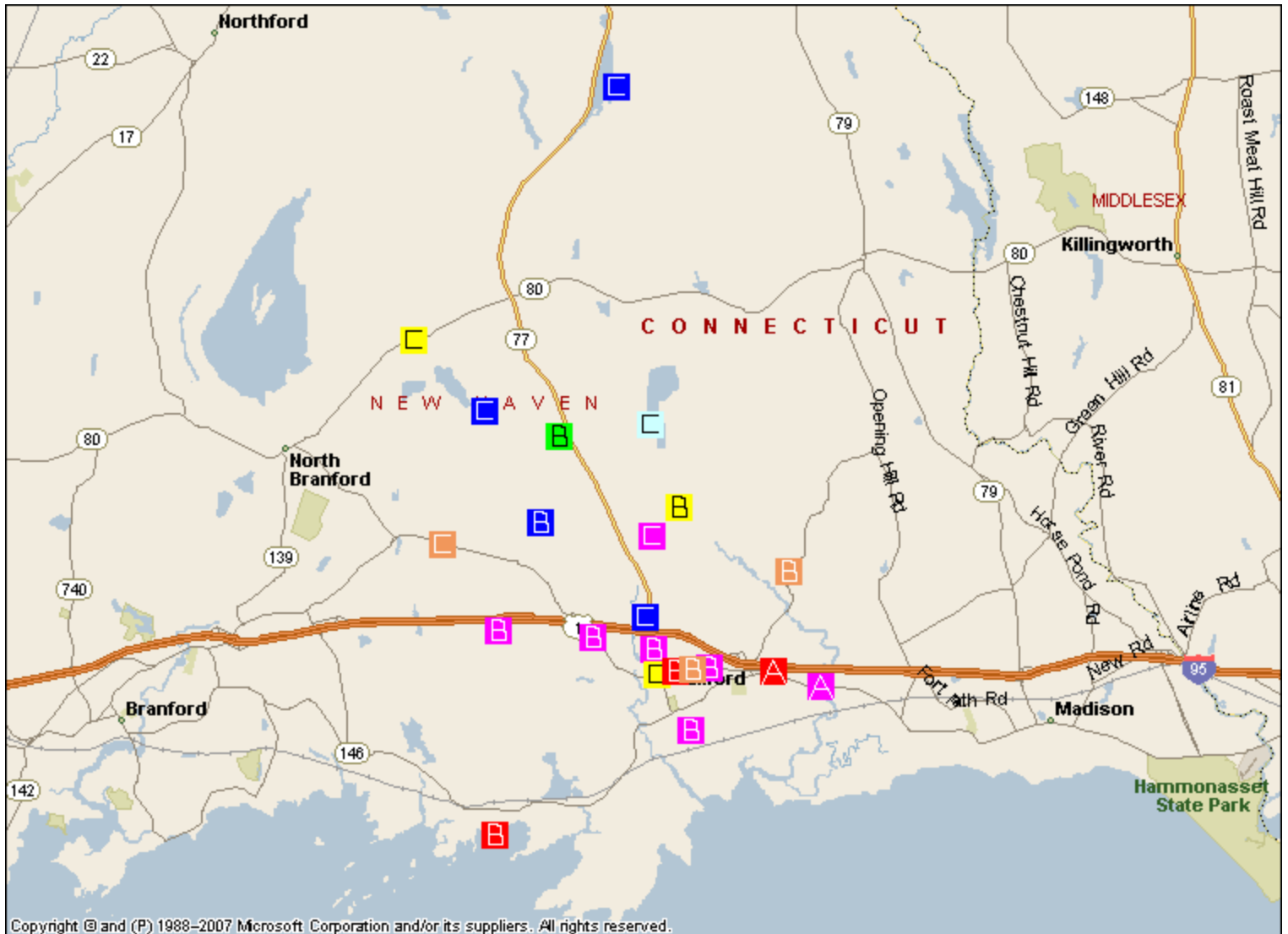




**Criminal Mischief cases for May 2008**

## Appendix D





Larceny Cases for May 2008