



Crime Analysis Report July 2019

Det. Sgt. Kurt Fasulo #63

CALEA 15.3.1

Table of Contents

Crime Analysis Definition.....	3
Crime Analysis Narrative Report.....	4
Appendix A (Crime Graph).....	7
Appendix B (Burglary Graphs).....	8
Appendix C (Criminal Mischief Graphs).....	10
Appendix D (Larceny Graphs)	12

Crime Analysis

A set of systematic, analytical processes directed at providing timely and pertinent information relative to crime patterns and trend correlations to assist the operational and administrative personnel in planning the deployment of resources for the prevention and suppression of criminal activities, aiding the investigative process, and increasing apprehensions and the clearance of cases. Within this context, Crime Analysis supports a number of department functions including patrol deployment, special operations, and tactical units, investigations, planning and research, crime prevention, and administrative services (budgeting and program planning). --Steven Gottlieb et al., 1994, "Crime Analysis: From First Report to Final Arrest."

TO: Office of the Chief of Police

FROM: Det. Sgt. Kurt Fasulo #63

SUBJECT: Crime Analysis Report July 2019

*During the month of July 2019, the Guilford Police Department had the following **Part 1** and selected **Part 2** Crimes reported: Reference Appendix A for further information. This information was compiled via the NEXGEN system utilizing a query of all Part 1 Crimes and select Part 2 crimes from the computer database. A full review of each queried case file report was completed.*

The Guilford Police Department investigated 1184 cases for the month of July. This is an eleven percent (11%) increase in calls from the previous month.

Burglary Cases

There was one reported burglary during the month of July. The burglary was to a commercial building and the investigation remains ongoing. There were no patterns nor significant modus operandi identified to initiate a response plan.

Reference Appendix B for a graphic representation.

Criminal Mischief Cases:

There was a total of sixteen (16) criminal mischief cases filed for the month of July. This is an increase in criminal mischief cases from June in which there were eight (8). Five (5) of the sixteen cases involved damage to public property; the remaining eleven (11) involved damage to private property.

Fifteen (15) of the sixteen reported incidents reflect the time the report was filed and not the time at which the crime is being committed. These were reported after the damage was observed and the exact time and date of the occurrence is unknown. A second graph showing the day and time of offense has been included in this report.

There were no arrests made for criminal mischief in the month of July.

Patterns of graffitiing certain areas of town were identified and a response plan has been developed to identify potential suspects.

Reference Appendix C for a graphic representation.

Larceny Cases:

There were twenty-two (22) larceny cases reported during the month of July. Two (2) of the twenty-two cases were solved. There were no arrests made as a result of these larceny cases as the victims no longer wished to pursue charges once the suspects were identified.

The larceny types are as follows: Three (3) shoplifting, three (3) theft from motor vehicle, and fifteen (15) general larceny.

For fourteen (14) of these larceny cases the exact date and time that the larceny occurred has not been determined. Thus, the date and time shown in the related graph reflects only that of the date/time reported. A separate graph has been provided which depicts day and time the offense was completed, if known.

The number of larceny cases increased from June (5) to July.

The fraud cases for the month of July are as follows: Six (6) General Fraud, Two (2) Identity Thefts, one (1) Fraud via Internet, and two (2) Fraud with a Credit Card. These fraud incidents all involved complainants who were reimbursed or did not experience any loss; thus, these cases are not included in the monthly totals for larceny cases.

There were no trends nor significant modus operandi detected to warrant development of a response plan.

Reference Appendix D for a graphic representation.

Robbery Cases:

None reported.

Larceny of MV Cases:

There was one larceny of motor vehicle case for the month of July. The vehicle was taken without the owner's permission and subsequently returned. The owner did not wish to pursue charges.

As this was the lone case, there was no response plan developed nor graphic representations.

Aggravated Assault/Simple Assault:

None reported.

Arson Cases:

None reported.

Rape/Sex offense Cases:

There was one (1) reported sexual assault for the month of July. Per Connecticut General Statutes, the details of this case will remain confidential.

Homicide Cases:

None reported.

Information and Intelligence received on criminal activity:

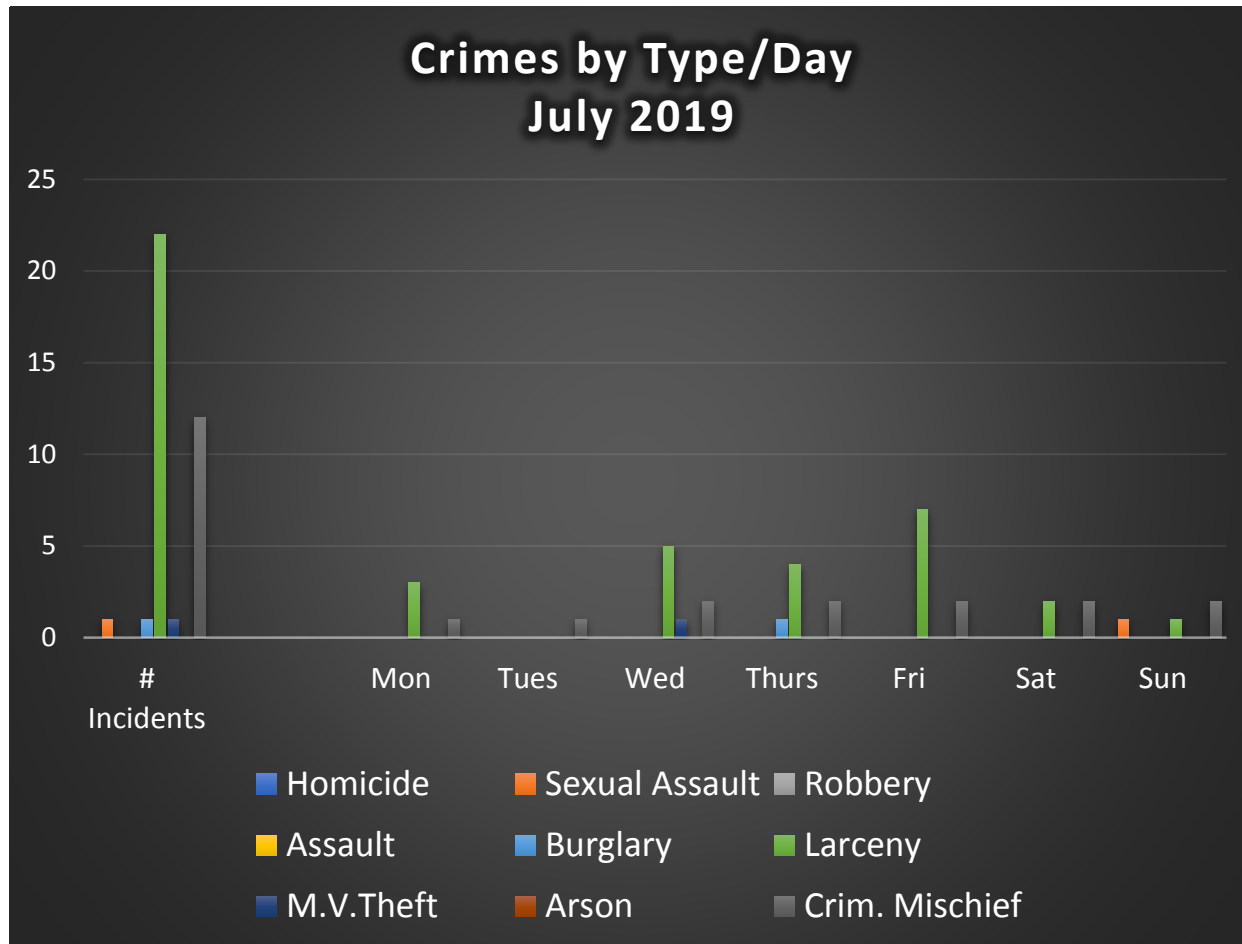
CTIC provided LEO intelligence during this month. The New England State Police Information Network also served as a source of intelligence as did the Law Enforcement Information Exchange (LInX). Guilford Police also monitors Crimedex Law Enforcement Portal for updated information on financial crime trends. Crime intelligence sharing is also monitored through New Haven Police Department's SLACK program.

Intelligence meetings were held with the Middlesex County Detective Association and New Haven MDT in regard to ongoing criminal activity in all attending agencies' jurisdictions.

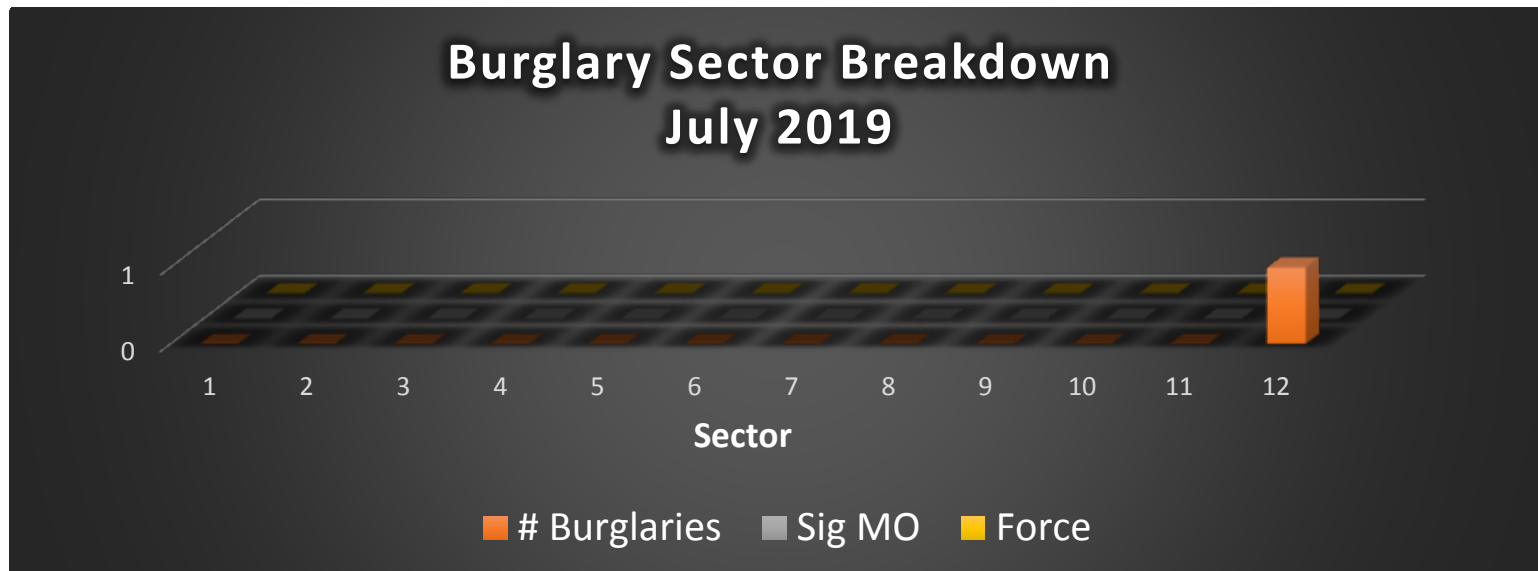
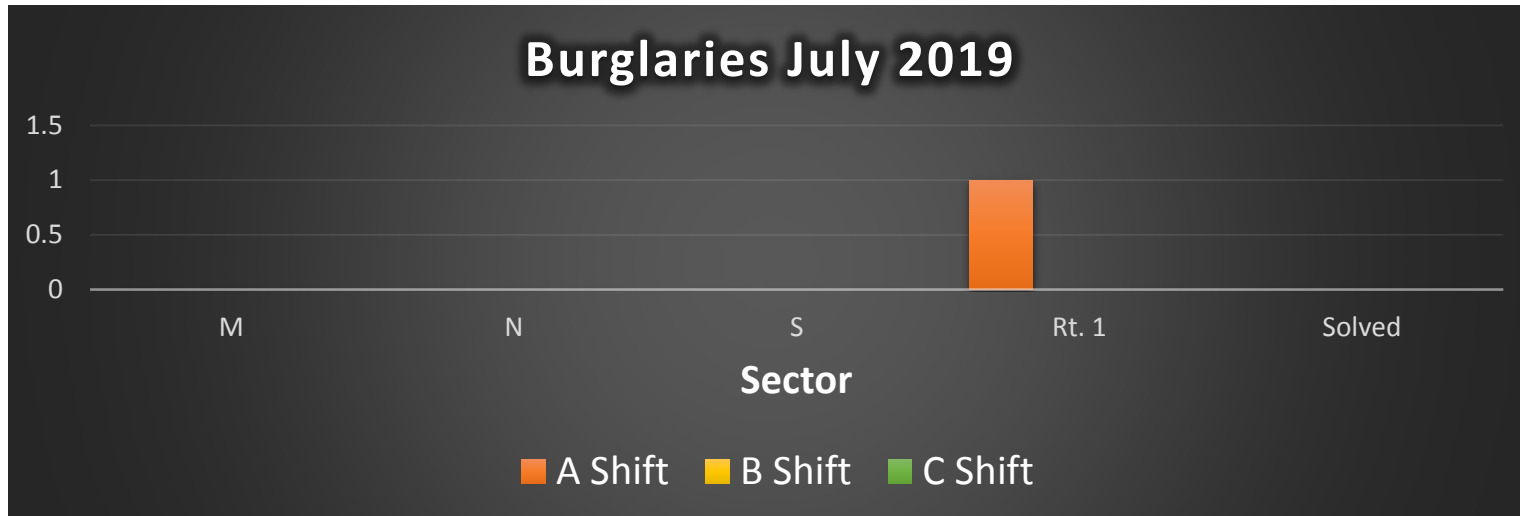
Respectfully submitted,

Det. Sgt. Kurt Fasulo

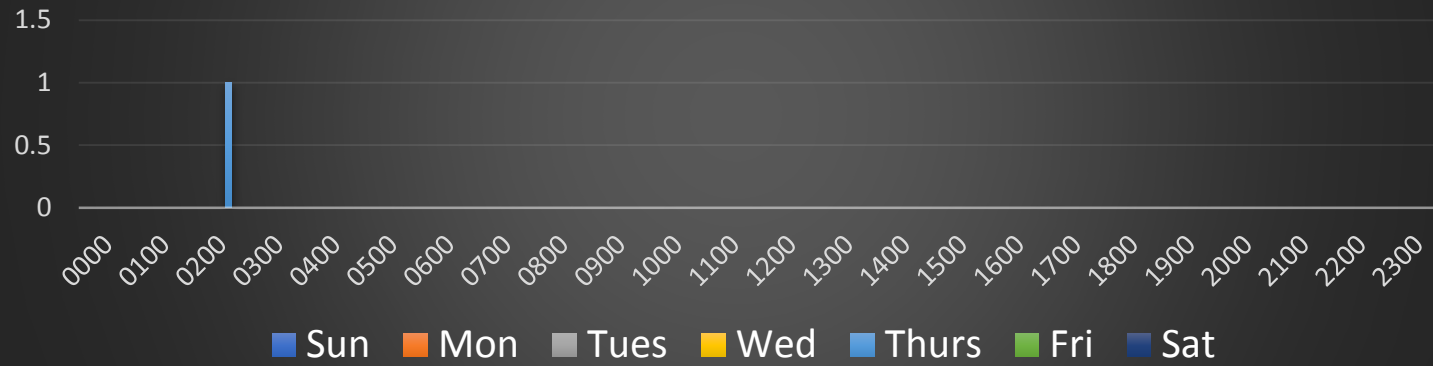
Appendix A – Crime



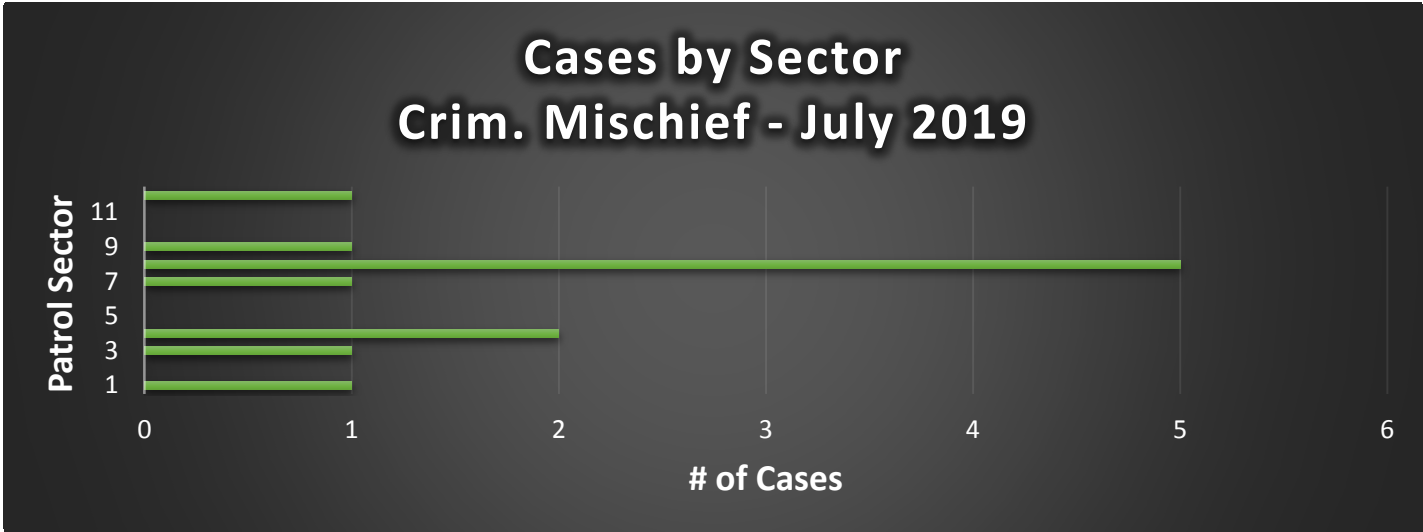
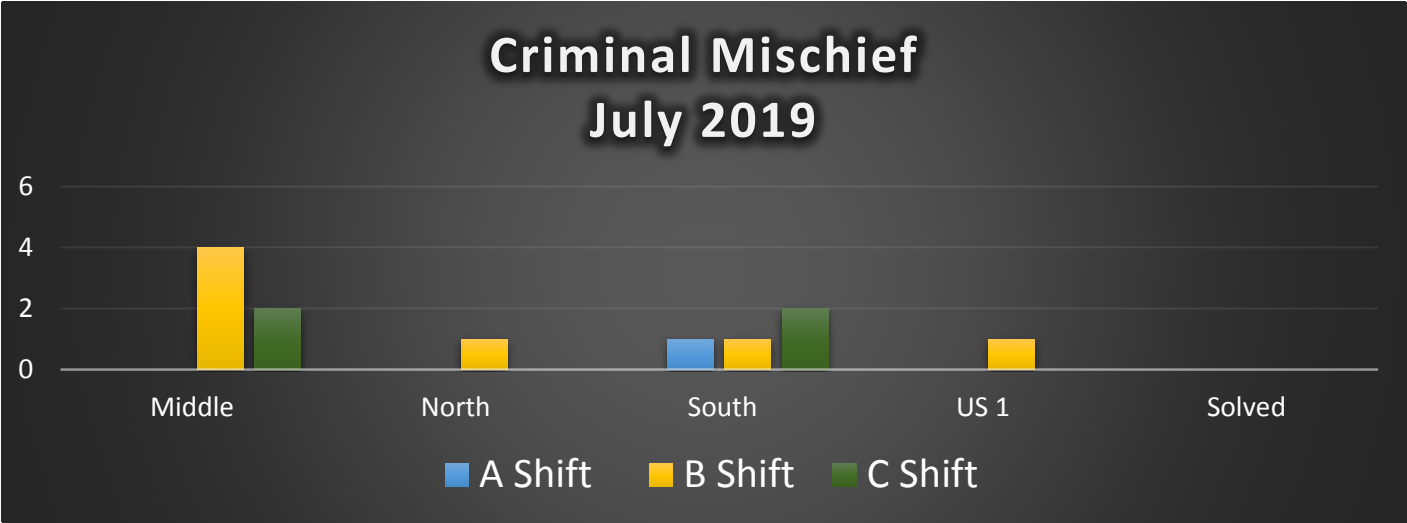
Appendix B – Burglary

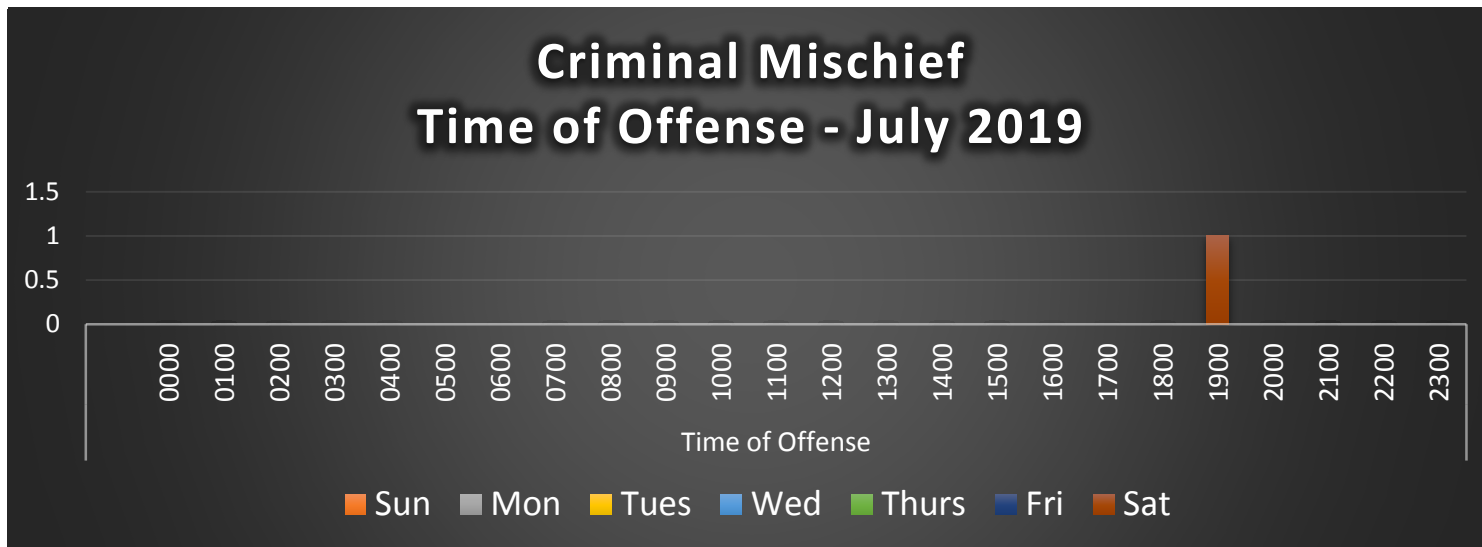
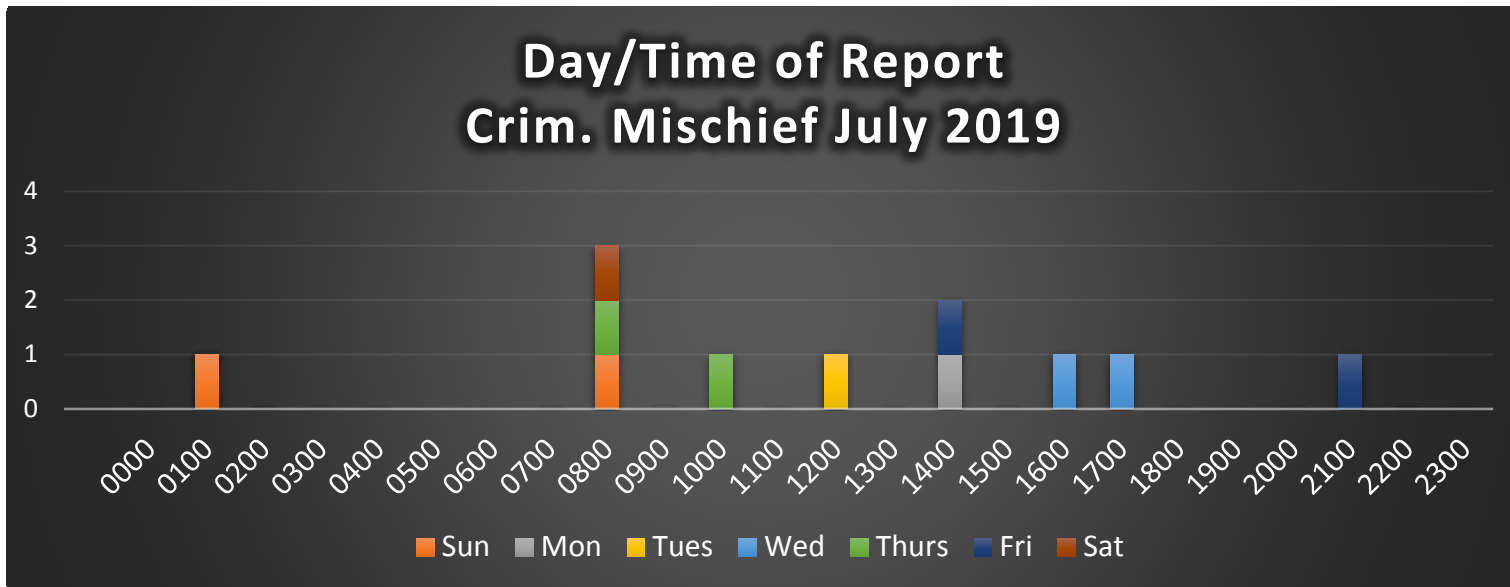


Burglary Date/Time Breakdown July 2019

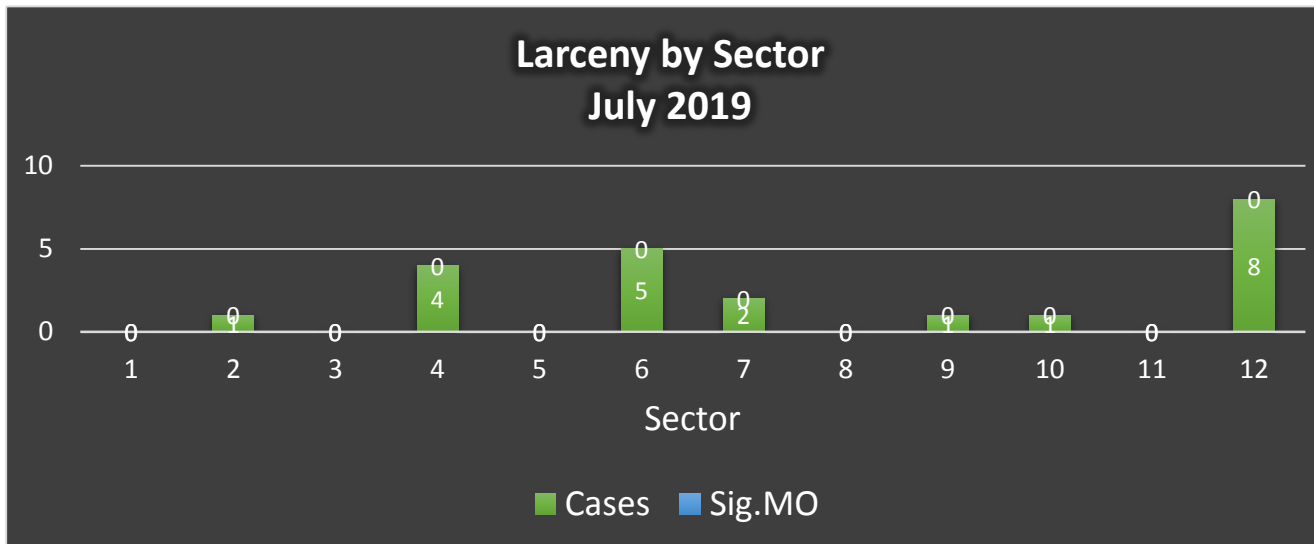



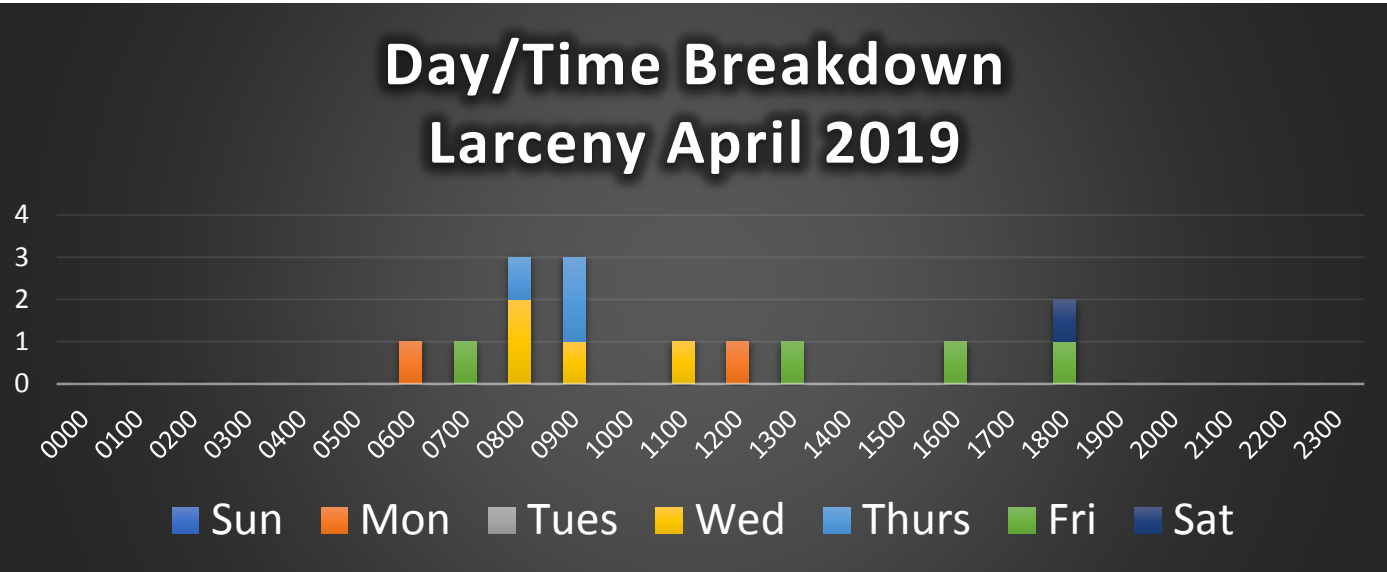
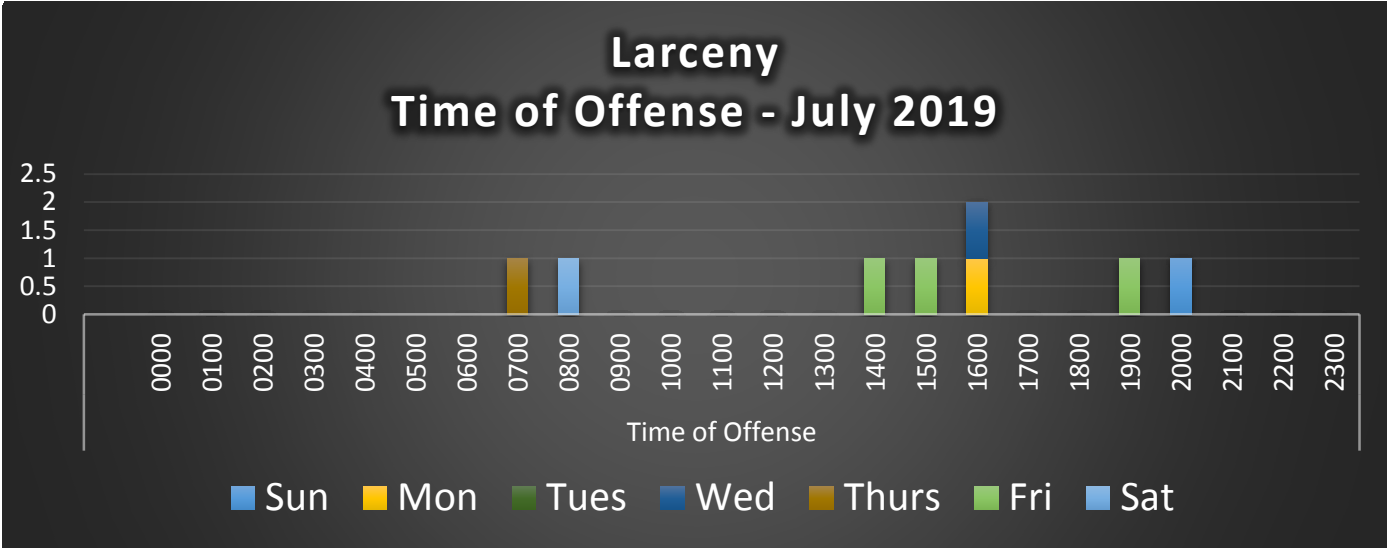
Appendix C - Criminal Mischief





Appendix D – Larceny





Larceny by Type - July 2019

