



# **Crime Analysis Report August 2019**

**Det. Sgt. Kurt Fasulo #63**

CALEA 15.3.1

# Table of Contents

Crime Analysis Definition.....	3
Crime Analysis Narrative Report.....	4
Appendix A (Crime Graph).....	7
Appendix B (Burglary Graphs).....	8
Appendix C (Criminal Mischief Graphs).....	10
Appendix D (Larceny Graphs) .....	12

## Crime Analysis

A set of systematic, analytical processes directed at providing timely and pertinent information relative to crime patterns and trend correlations to assist the operational and administrative personnel in planning the deployment of resources for the prevention and suppression of criminal activities, aiding the investigative process, and increasing apprehensions and the clearance of cases. Within this context, Crime Analysis supports a number of department functions including patrol deployment, special operations, and tactical units, investigations, planning and research, crime prevention, and administrative services (budgeting and program planning). --Steven Gottlieb et al., 1994, "Crime Analysis: From First Report to Final Arrest."

*TO: Office of the Chief of Police*

*FROM: Det. Sgt. Kurt Fasulo #63*

*SUBJECT: Crime Analysis Report August 2019*

*During the month of August 2019, the Guilford Police Department had the following **Part 1** and selected **Part 2** Crimes reported: Reference Appendix A for further information. This information was compiled via the NEXGEN system utilizing a query of all Part 1 Crimes and select Part 2 crimes from the computer database. A full review of each queried case file report was completed.*

The Guilford Police Department investigated 1143 cases for the month of August. This is a seven percent (7%) increase in calls from August 2018.

### **Burglary Cases**

There was one reported attempted burglary during the month of August. The attempted burglary was to a residence and suspect information was developed. There were no patterns nor significant modus operandi identified to initiate a response plan. There was also one reported burglary for August 2018.

Reference Appendix B for a graphic representation.

### **Criminal Mischief Cases:**

There was a total of six (6) criminal mischief cases filed for the month of August. This is a decrease in criminal mischief cases from August 2018 in which there were sixteen (16). Five (5) of the six cases involved damage to private property; the remaining case involved damage to public property.

Four (4) of the six reported incidents reflect the time the report was filed and not the time at which the crime is being committed. These were reported after the damage was observed and the exact time and date of the occurrence is unknown. A second graph showing the day and time of offense has been included in this report.

There were no arrests made for criminal mischief in the month of August.

There were no patterns nor trends for these incidents and no response plan has been developed.

Reference Appendix C for a graphic representation.

**Larceny Cases:**

There were seventeen (17) larceny cases reported during the month of August. Four (4) of the seventeen cases were solved. There were five (5) arrests made as a result of these larceny cases and in one case the victims no longer wished to pursue charges once the suspects were identified.

The larceny types are as follows: One (1) shoplifting, seven (7) theft from motor vehicle, one (1) theft from residence, three (3) theft from mail, one (1) embezzlement, and four (4) general larceny.

For ten (10) of these larceny cases the exact date and time that the larceny occurred has not been determined. Thus, the date and time shown in the related graph reflects only that of the date/time reported. A separate graph has been provided which depicts day and time the offense was completed, if known.

The number of larceny cases decreased from August 2018 (20).

The fraud cases for the month of August are as follows: Thirteen (13) General Fraud, Three (3) Identity Thefts, two (2) Fraud via Internet, and one (1) Fraud with a Credit Card. These fraud incidents all involved complainants who were reimbursed or did not experience any loss; thus, these cases are not included in the monthly totals for larceny cases.

There were no trends nor significant modus operandi detected to warrant development of a response plan.

Reference Appendix D for a graphic representation.

**Robbery Cases:**

None reported.

**Larceny of MV Cases:**

There were two (2) larceny of motor vehicle case for the month of August. The vehicles were both taken on the same date and time. The case is still under investigation.

There was no response plan developed nor graphic representations.

**Aggravated Assault/Simple Assault:**

None reported.

**Arson Cases:**

None reported.

**Rape/Sex offense Cases:**

There was one (1) reported sexual assault for the month of August. Per Connecticut General Statutes, the details of this case will remain confidential.

**Homicide Cases:**

None reported.

**Information and Intelligence received on criminal activity:**

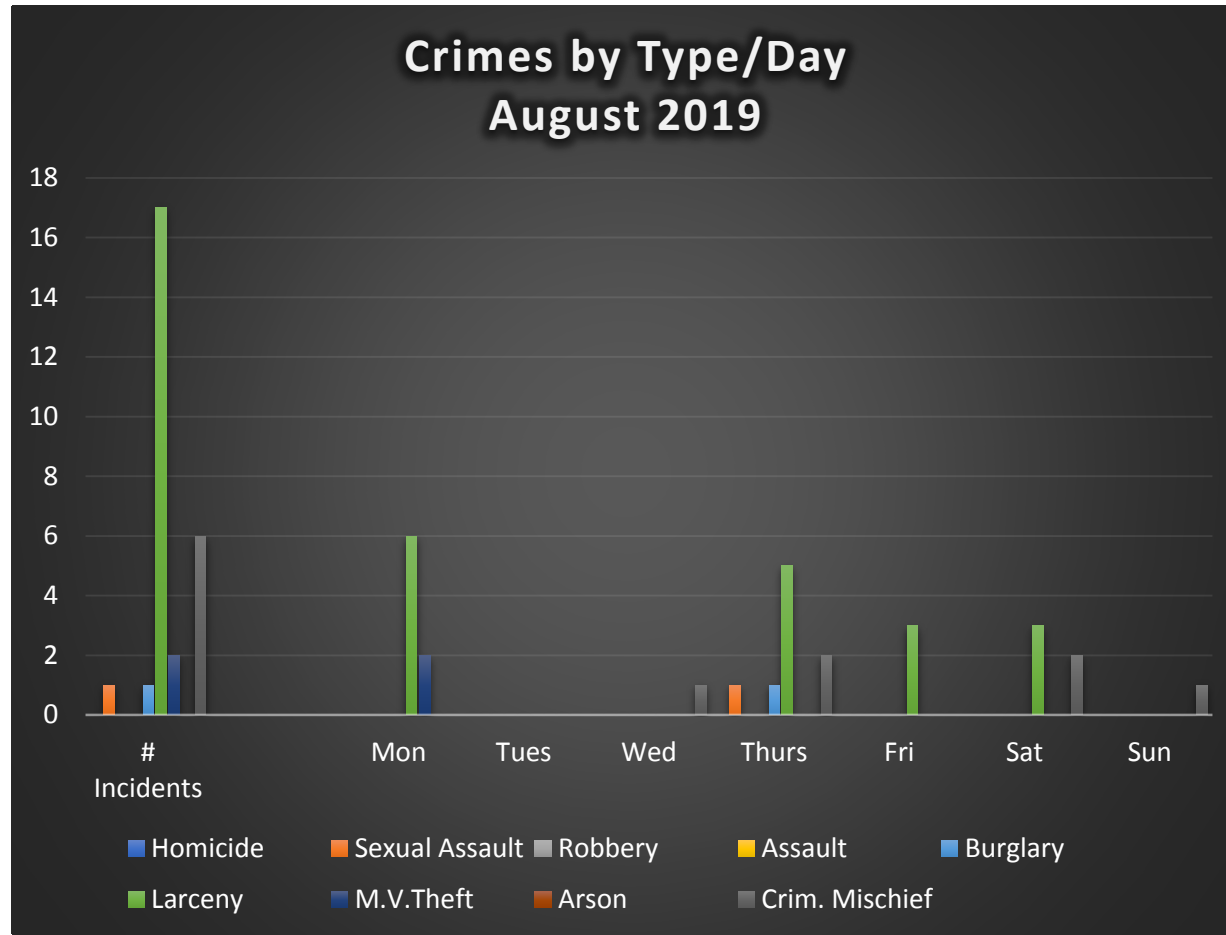
CTIC provided LEO intelligence during this month. The New England State Police Information Network also served as a source of intelligence as did the Law Enforcement Information Exchange (LInX). Guilford Police also monitors Crimedex Law Enforcement Portal for updated information on financial crime trends. Crime intelligence sharing is also monitored through New Haven Police Department's SLACK program.

Intelligence meetings were held with the Middlesex County Detective Association and New Haven MDT in regard to ongoing criminal activity in all attending agencies' jurisdictions.

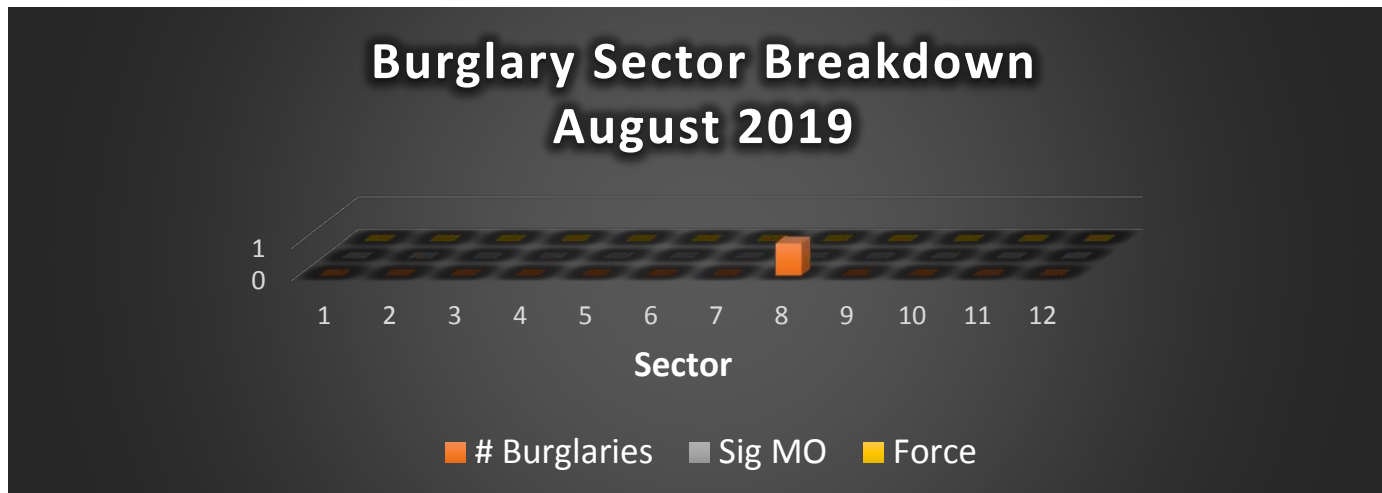

Respectfully submitted,

*Det. Sgt. Kurt Fasulo*

# Appendix A – Crime

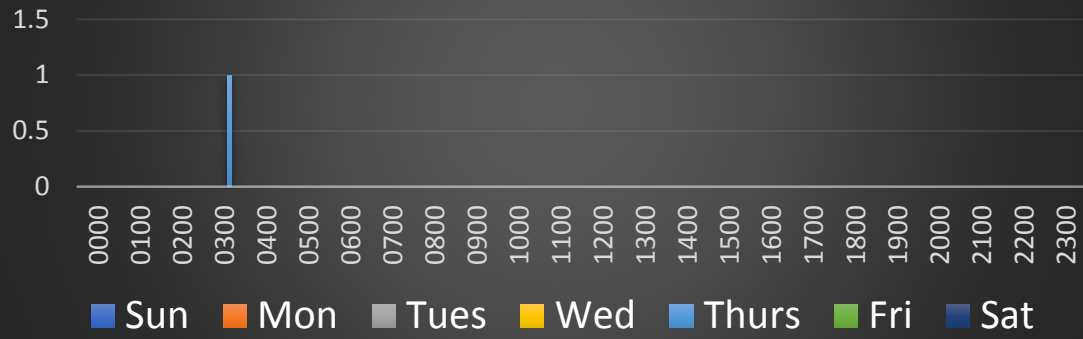


## Appendix B – Burglary

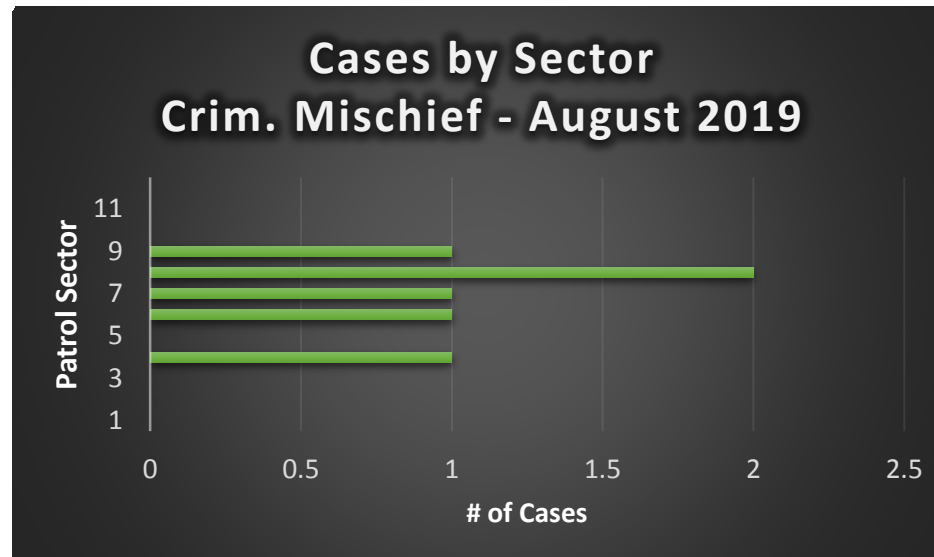
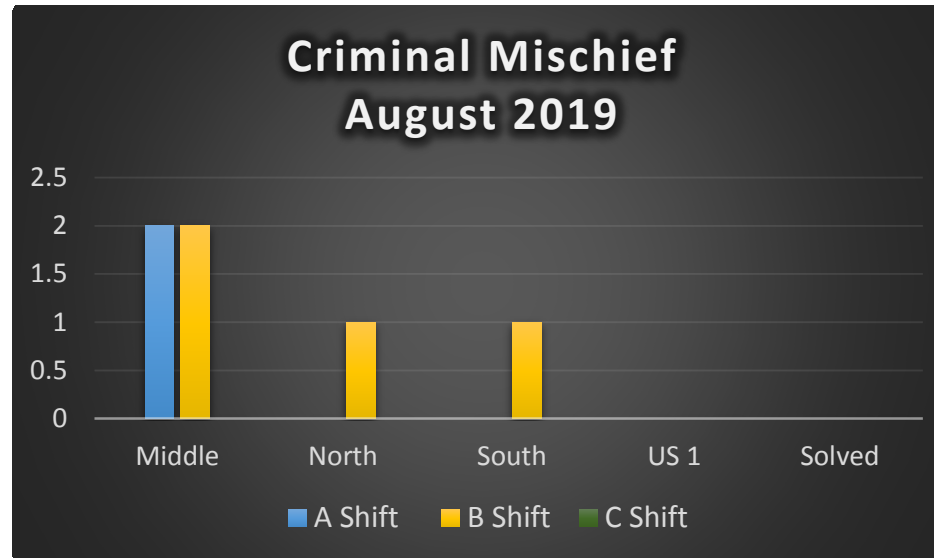


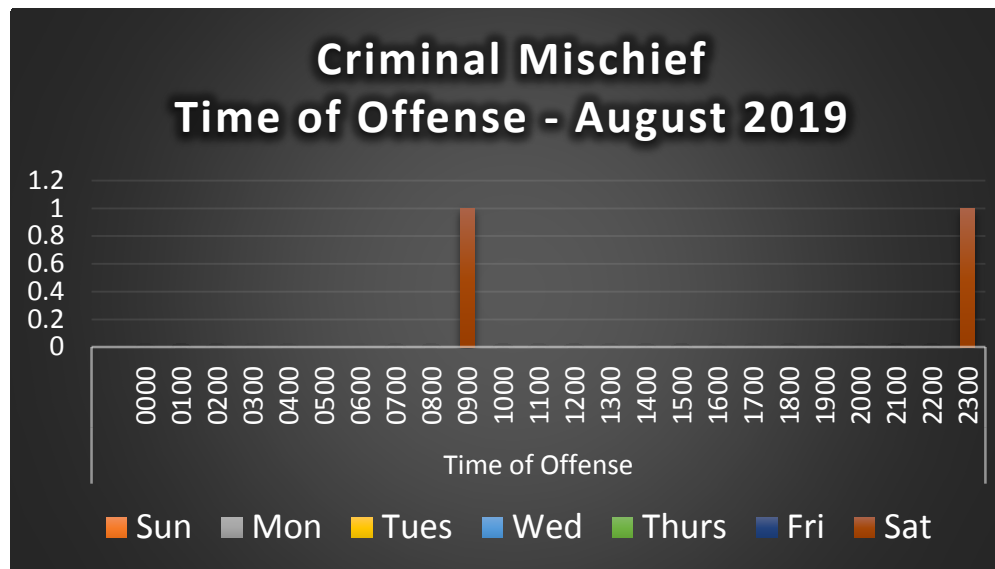
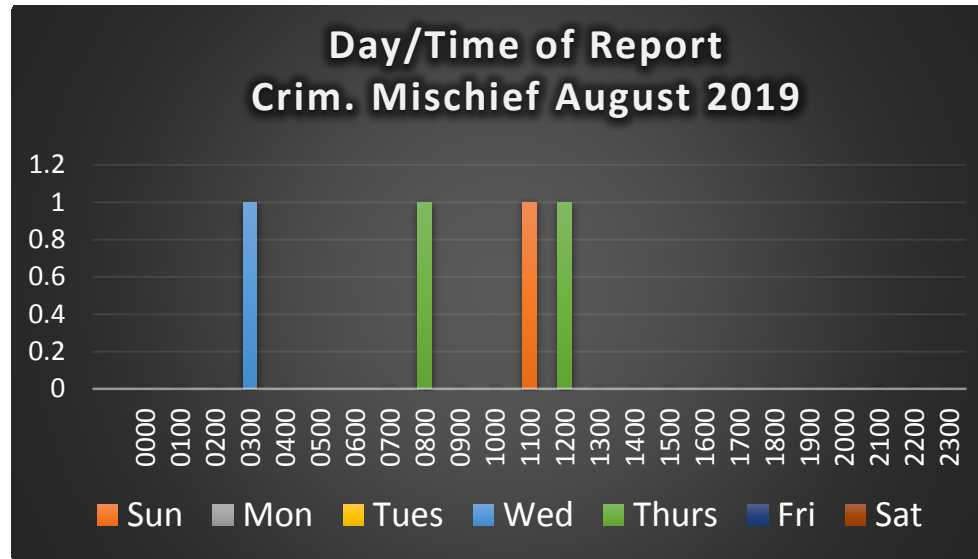


## Burglary Date/Time Breakdown August 2019

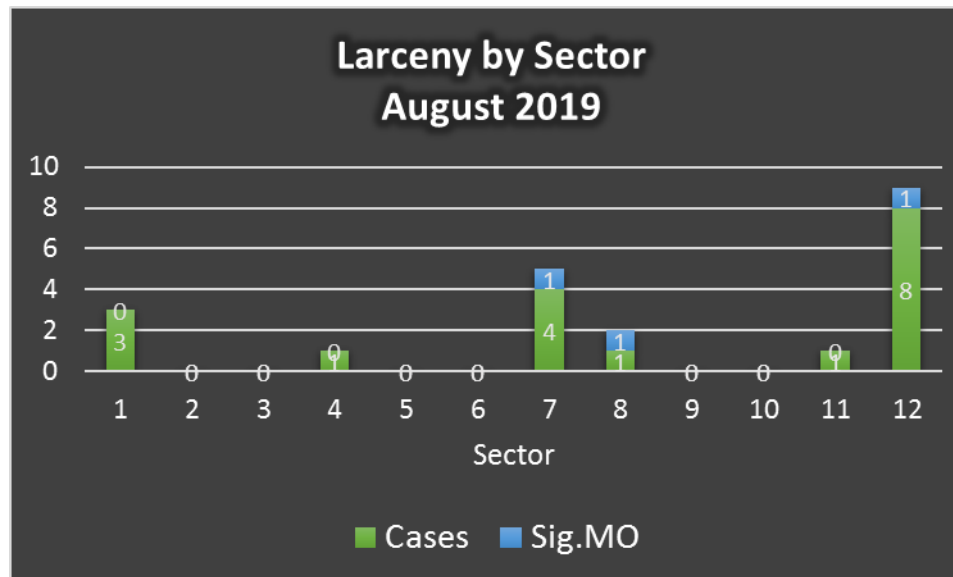
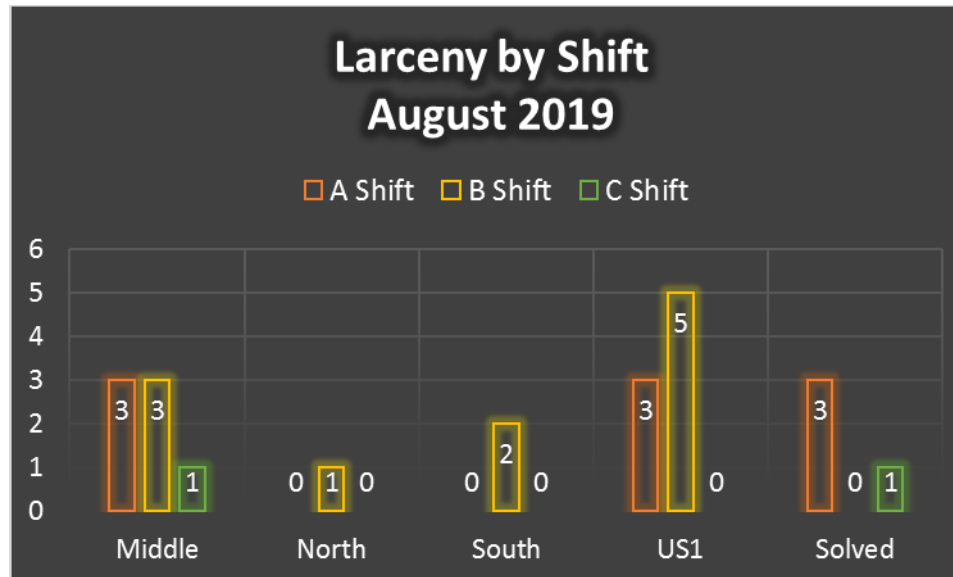


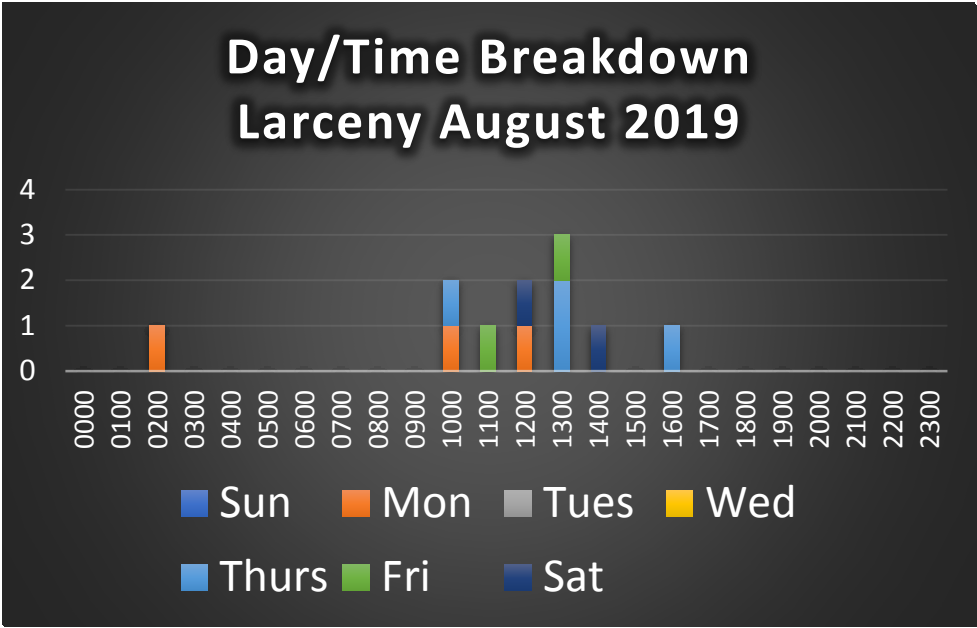
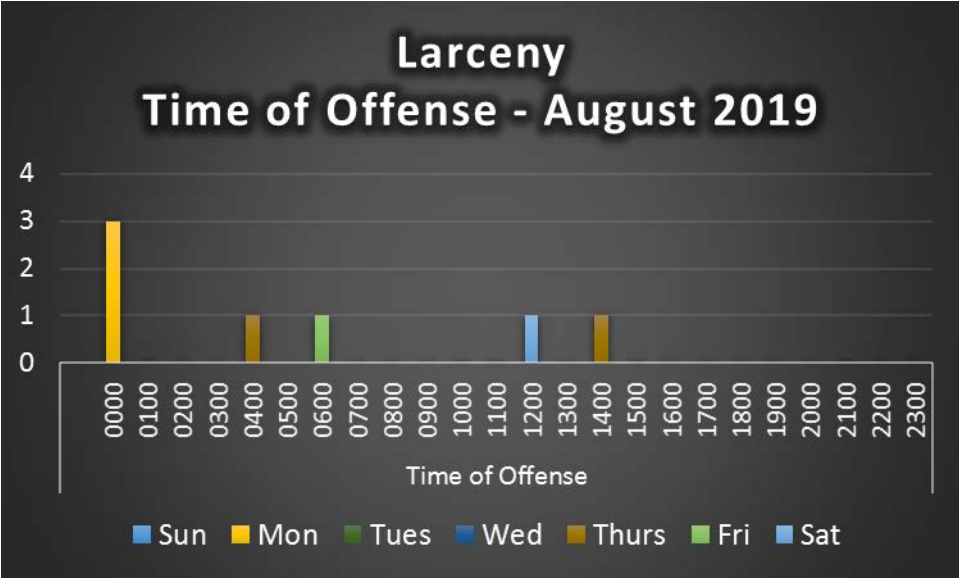
## *Appendix C - Criminal Mischief*





## Appendix D – Larceny





### Larceny by Type - August 2019

