



Crime Analysis Report May 2020

Det. Sgt. Kurt Fasulo #63

CALEA 15.3.1

Table of Contents

Crime Analysis Definition.....	3
Crime Analysis Narrative Report.....	4
Appendix A (Crime Graph).....	7
Appendix B (Burglary Graphs).....	8
Appendix C (Criminal Mischief Graphs).....	10
Appendix D (Larceny Graphs)	12

Crime Analysis

A set of systematic, analytical processes directed at providing timely and pertinent information relative to crime patterns and trend correlations to assist the operational and administrative personnel in planning the deployment of resources for the prevention and suppression of criminal activities, aiding the investigative process, and increasing apprehensions and the clearance of cases. Within this context, Crime Analysis supports a number of department functions including patrol deployment, special operations, and tactical units, investigations, planning and research, crime prevention, and administrative services (budgeting and program planning). --Steven Gottlieb et al., 1994, "Crime Analysis: From First Report to Final Arrest."

TO: Office of the Chief of Police

FROM: Det. Sgt. Kurt Fasulo #63

SUBJECT: Crime Analysis Report May 2020

*During the month of May 2020, the Guilford Police Department had the following **Part 1** and selected **Part 2** Crimes reported: Reference Appendix A for further information. This information was compiled via the NEXGEN system utilizing a query of all Part 1 Crimes and select Part 2 crimes from the computer database. A full review of each queried case file report was completed.*

The Guilford Police Department investigated 607 cases for the month of May. This is a thirty-nine percent (39%) decrease in calls from May 2019 (1001). The decrease in call volume can be attributed to the coronavirus pandemic.

Burglary

There was one reported burglary during the month of May. The lone burglary case did result in an arrest.

The number of burglaries decreased when compared to May 2019 (2).

Reference Appendix B for a graphic representation.

Criminal Mischief

There were seven (7) criminal mischief cases for the month of May. This was a decrease from May 2019 in which there were eight (8). All cases involved damage to private property and four (4) of the seven cases likely were committed by the same suspect(s). There were no arrests made for criminal mischief in the month of May.

Four (4) of the incidents reflect the time the reports were filed and not the time at which the crime was committed. These were reported after the damage was observed and the exact time and date of the occurrences is unknown. No trend nor pattern was identified to warrant the development of a response plan.

The number of criminal mischief cases decreased from May 2019 (8).

Reference Appendix C for a graphic representation.

Larceny

There were thirteen (13) larceny cases reported during the month of May. Three (3) of the thirteen cases were solved and no arrests were made.

The larceny types are as follows: Three (3) shoplifting, four (4) theft from motor vehicle, one (1) theft from residence, two (2) thefts from mail, and three (3) general larceny.

For four (4) of these larceny cases the exact date and time that the larceny occurred has not been determined. Thus, the date and time shown in the related graph reflects only that of the date/time reported. A separate graph has been provided which depicts day and time the offense was completed, if known.

The number of larceny cases increased from May 2019 (10).

The fraud cases for the month of May are as follows: Three (3) General Fraud, Two (2) Fraud – Identity Theft, Five (5) Fraud via Internet, and one (1) Fraud with a Credit Card. These fraud incidents mostly were attempts to defraud victims of funds. In some cases, the involved complainants were reimbursed or did not experience any loss. In total there was **\$16,388.41** in losses experienced from these incidents. There was an additional \$3250.00 in attempted theft which was unsuccessful.

Reference Appendix D for a graphic representation.

Robbery

None reported. This remained consistent with May 2019 (0).

Larceny of MV

There was one (1) larceny of motor vehicle case for the month of May. The case is still being investigated. There have been no trend factors identified to develop a response plan. All vehicles have been recovered and returned to the owners. This was an increase from May of 2019 (0).

Aggravated Assault/Simple Assault

None reported. This remained consistent with May of 2019 (0).

Arson:

None reported. This remained consistent with May of 2019 (0).

Sexual Assault/ Sex Offense:

There was one (1) reported sexual assault for the month of May. Per Connecticut General Statutes, the details of this case will remain confidential. This remained consistent with May 2019 (1).

Homicide

None reported. This remained consistent with May 2019 (0).

Criminal Activity Information and Intelligence

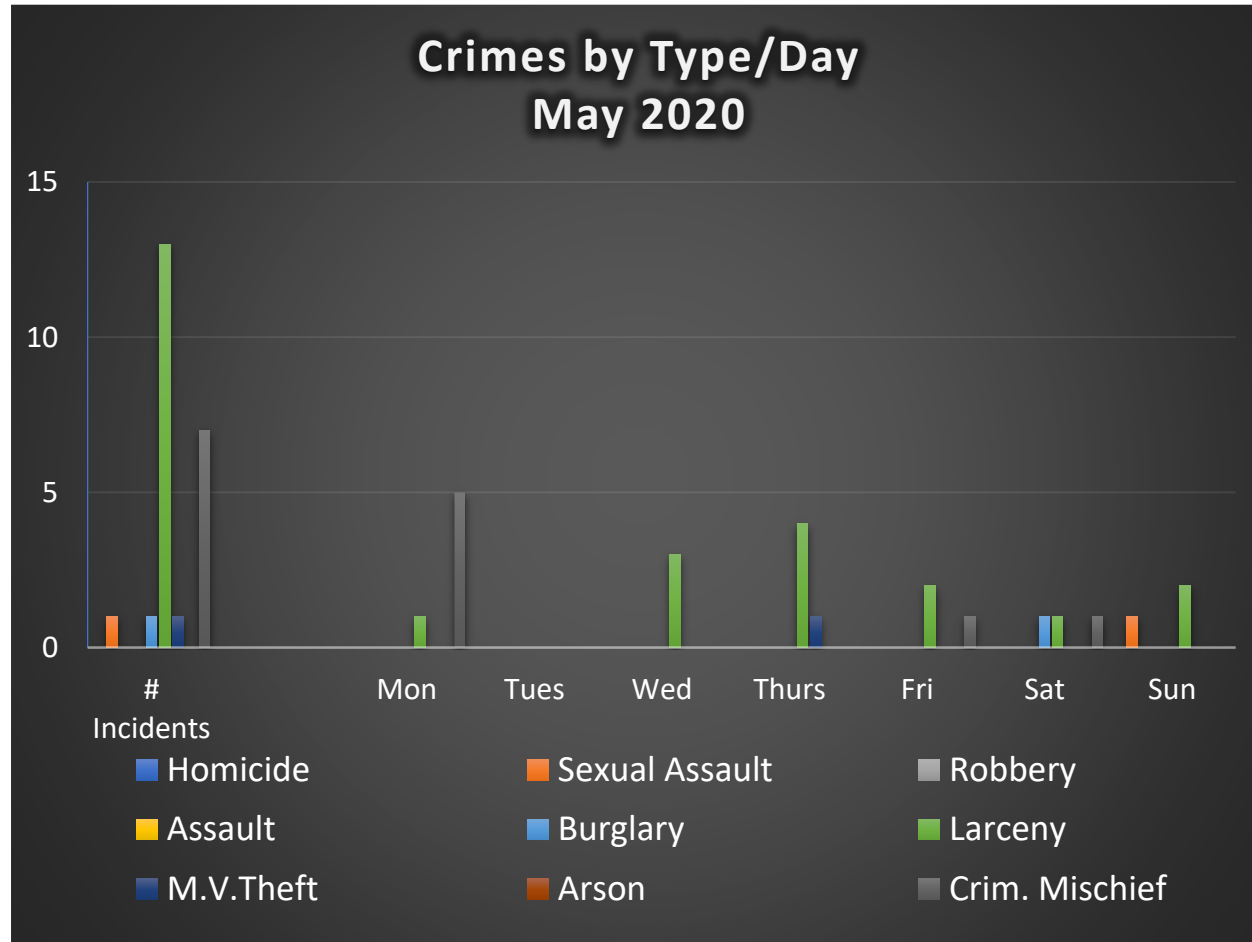
CTIC provided LEO intelligence during this month. The New England State Police Information Network also served as a source of intelligence as did the Law Enforcement Information Exchange (LInX). Guilford Police also monitors Crimedex Law Enforcement Portal for updated information on financial crime trends. Crime intelligence sharing is also monitored through the New Haven Police Department's SLACK channel as well as internally utilizing the Guilford PD SLACK channel.

Intelligence meetings were not held during the month of May for the Middlesex County Detective Association and Shoreline Detectives due to COVID – 19 precautions. New Haven MDT meetings were held virtually in regard to ongoing criminal activity in all attending agencies' jurisdictions.

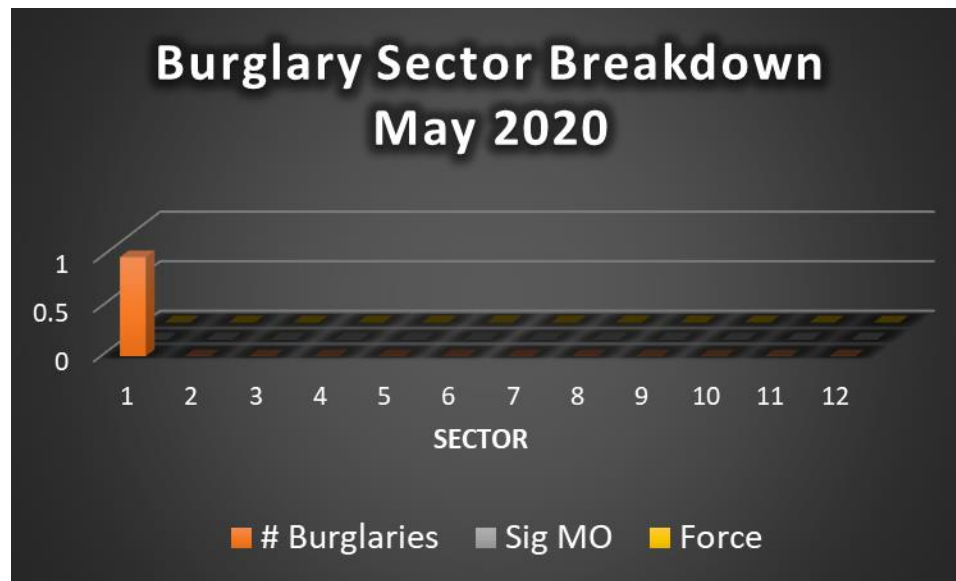
Respectfully submitted,

Det. Sgt. Kurt Fasulo

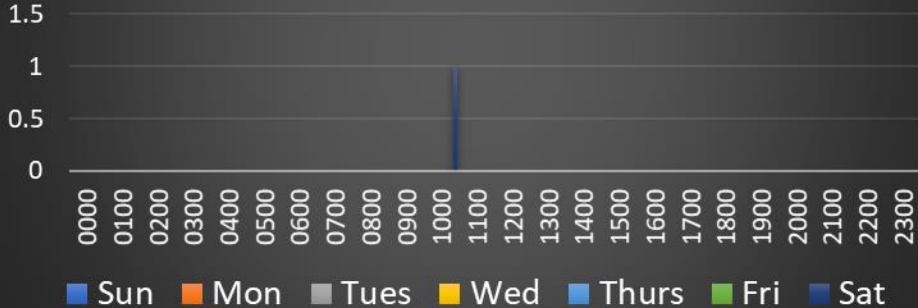
Appendix A – Crime



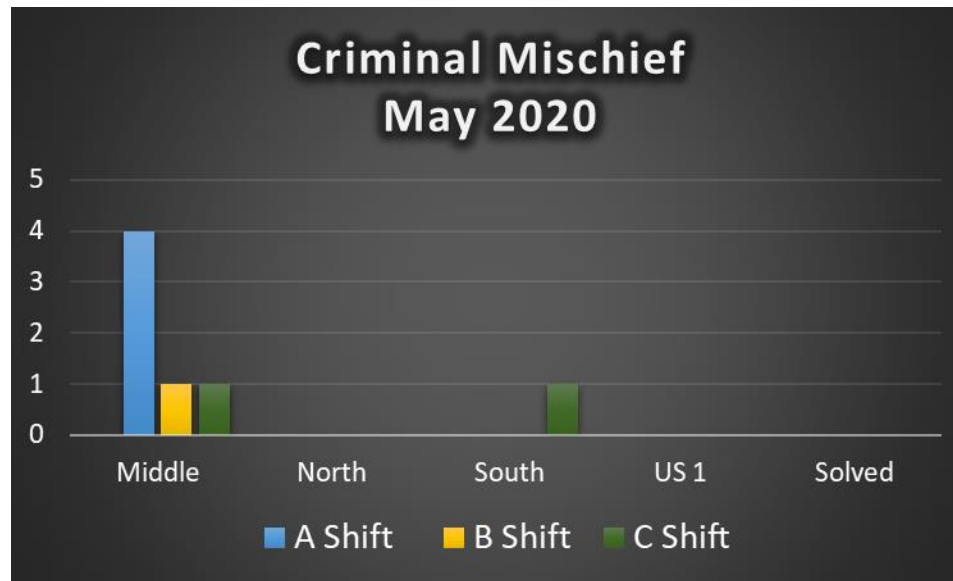
Appendix B – Burglary

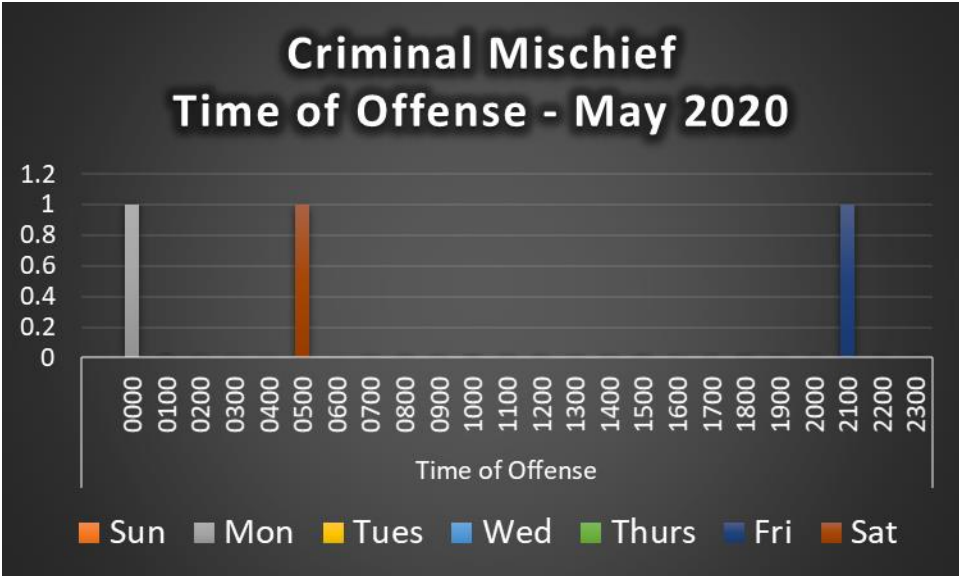
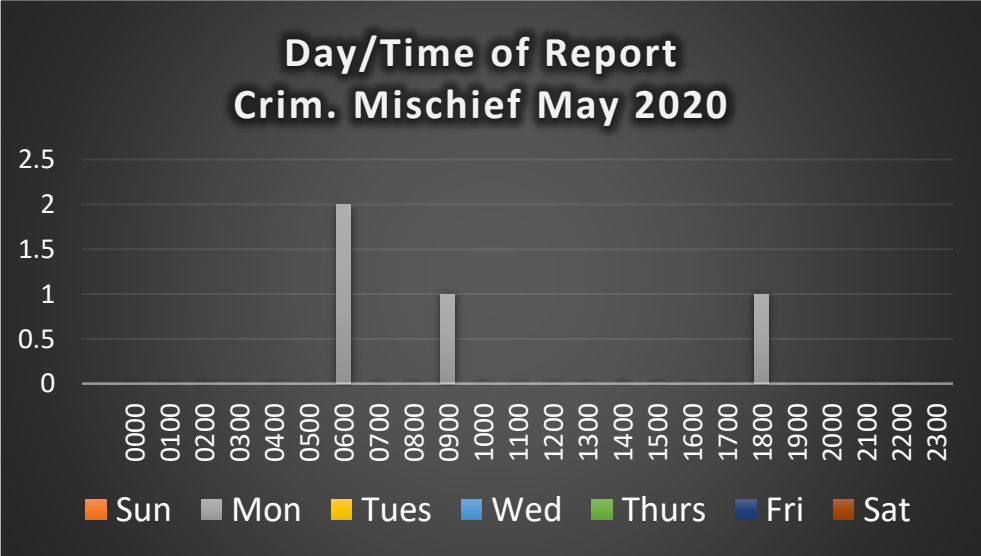


Burglary Date/Time Breakdown May 2020



Appendix C – Criminal Mischief





Appendix D - Larceny

