



Crime Analysis Report July 2020

Det. Sgt. Kurt Fasulo #63

CALEA 15.3.1

Table of Contents

Crime Analysis Definition.....	3
Crime Analysis Narrative Report.....	4
Appendix A (Crime Graph).....	7
Appendix B (Burglary Graphs).....	8
Appendix C (Criminal Mischief Graphs).....	10
Appendix D (Larceny Graphs)	12

Crime Analysis

A set of systematic, analytical processes directed at providing timely and pertinent information relative to crime patterns and trend correlations to assist the operational and administrative personnel in planning the deployment of resources for the prevention and suppression of criminal activities, aiding the investigative process, and increasing apprehensions and the clearance of cases. Within this context, Crime Analysis supports a number of department functions including patrol deployment, special operations, and tactical units, investigations, planning and research, crime prevention, and administrative services (budgeting and program planning). --Steven Gottlieb et al., 1994, "Crime Analysis: From First Report to Final Arrest."

TO: Office of the Chief of Police

FROM: Det. Sgt. Kurt Fasulo #63

SUBJECT: Crime Analysis Report July 2020

*During the month of July 2020, the Guilford Police Department had the following **Part 1** and selected **Part 2** Crimes reported: Reference Appendix A for further information. This information was compiled via the NEXGEN system utilizing a query of all Part 1 Crimes and select Part 2 crimes from the computer database. A full review of each queried case file report was completed.*

The Guilford Police Department investigated 742 cases for the month of July. This is a thirty-seven percent (37%) decrease in calls from July 2019 (1184). The decrease in call volume can be attributed to the coronavirus pandemic.

Burglary

There was one reported burglary during the month of July. The lone burglary was to a commercial building in the early morning hours. The case appears to be connected to a number of similar commercial burglaries throughout Connecticut and surrounding states. Guilford Detectives are coordinating with other agencies for the investigation.

The number of burglaries remained the same when compared to July 2019 (1).

Reference Appendix B for a graphic representation.

Criminal Mischief

There were six (6) criminal mischief cases for the month of July. Four (4) of the six cases involved damage to private property. There were no arrests made for criminal mischief in the month of July. The two solved cases resulted in either the complainant not wishing to pursue criminal charges or restitution being provided. The remaining two (2) cases involved damage to public property.

Three (3) of the incidents reflect the time the reports were filed and not the time at which the crime was committed. These were reported after the damage was observed and the exact time and date of the occurrences is unknown. No trend nor pattern was identified to warrant the development of a response plan.

The number of criminal mischief cases decreased when compared with July 2019 (16).

Reference Appendix C for a graphic representation.

Larceny

There were twenty-seven (27) larceny cases reported during the month of July. Four (4) of the twenty-seven cases were solved. In two cases the suspect has been identified and charges are pending. In the remaining cases the complainant received restitution or no longer wished to pursue criminal charges.

The larceny types are as follows: Five (5) shoplifting, three (3) theft from residence, eleven (11) thefts from motor vehicle, two (2) thefts of mail, (1) embezzlement, and five (5) general larceny.

For eleven (11) of these larceny cases the exact date and time that the larceny occurred has not been determined. Thus, the date and time shown in the related graph reflects only that of the date/time reported. A separate graph has been provided which depicts day and time the offense was completed, if known.

The number of larceny cases increased from July 2019 (22).

The fraud cases for the month of July are as follows: One (1) General Fraud, Five (5) Fraud – Identity Theft, Four (4) Fraud via Internet, and two (2) Fraud with a Credit Card. These fraud incidents mostly were attempts to defraud victims of funds. In some cases, the involved complainants were reimbursed or did not experience any loss. In total there was **\$17,570.00** in losses experienced from these incidents. There was an additional \$85,435.47 in attempted fraud. This month saw an increase in reported unemployment fraud which has been a common trend nationally as a result of COVID-19. The Guilford Police Department is exploring additional avenues for educating the public on fraud and scam trends.

Reference Appendix D for a graphic representation.

Robbery

None reported. This remained consistent with July 2019 (0).

Larceny of MV

There were three (3) larceny of motor vehicle cases for the month of July. The cases are all still being investigated. There have been no trend factors identified to develop a response plan. One vehicle has been recovered and returned to the owners. Another vehicle has been recovered but was seized by another agency in connection to a homicide. The third vehicle remains unrecovered.

This is an increase when compared with July of 2019 (1).

Aggravated Assault/Simple Assault

There was one (1) reported assault during July. Both parties involved were known to each other and neither wished to pursue the matter criminally. This is a remained consistent with July of 2019 (1).

Arson:

None reported. This remained consistent with July of 2019 (0).

Sexual Assault/ Sex Offense:

There were no reported sexual assaults for the month of July. This is a decrease from July 2019 (1).

Homicide

None reported. This remained consistent with July 2019 (0).

Criminal Activity Information and Intelligence

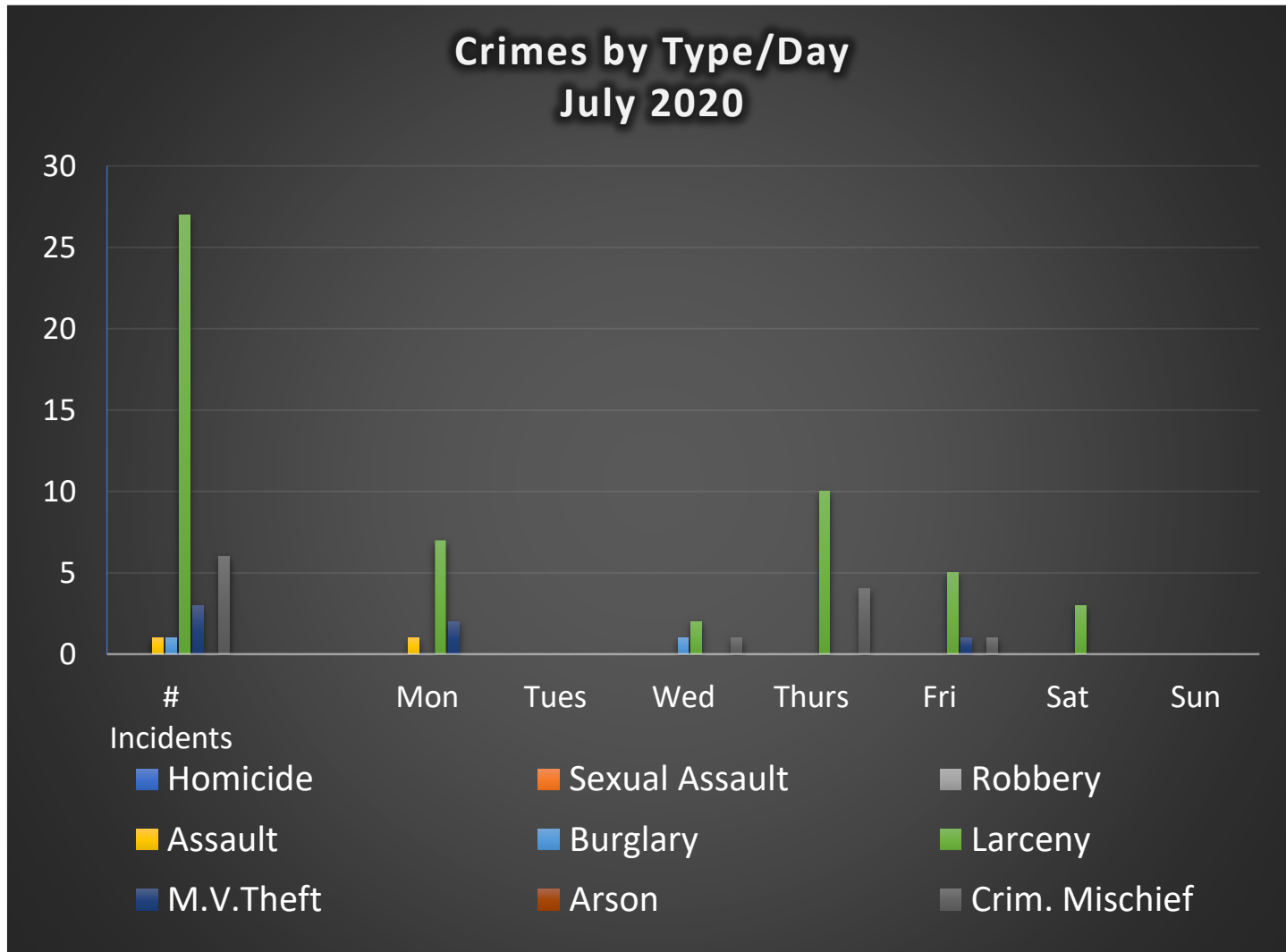
CTIC provided LEO intelligence during this month. The New England State Police Information Network also served as a source of intelligence as did the Law Enforcement Information Exchange (LInX). Guilford Police also monitors Crimedex Law Enforcement Portal for updated information on financial crime trends. Crime intelligence sharing is also monitored through the New Haven Police Department's SLACK channel as well as internally utilizing the Guilford PD SLACK channel. The Detective Unit continues to monitor social media and the anonymous tip line for gathering and evaluating criminal intelligence.

Intelligence meetings were not held during the month of July for the Middlesex County Detective Association and Shoreline Detectives due to COVID – 19 precautions. New Haven MDT meetings were held virtually in regard to ongoing criminal activity in all attending agencies' jurisdictions.

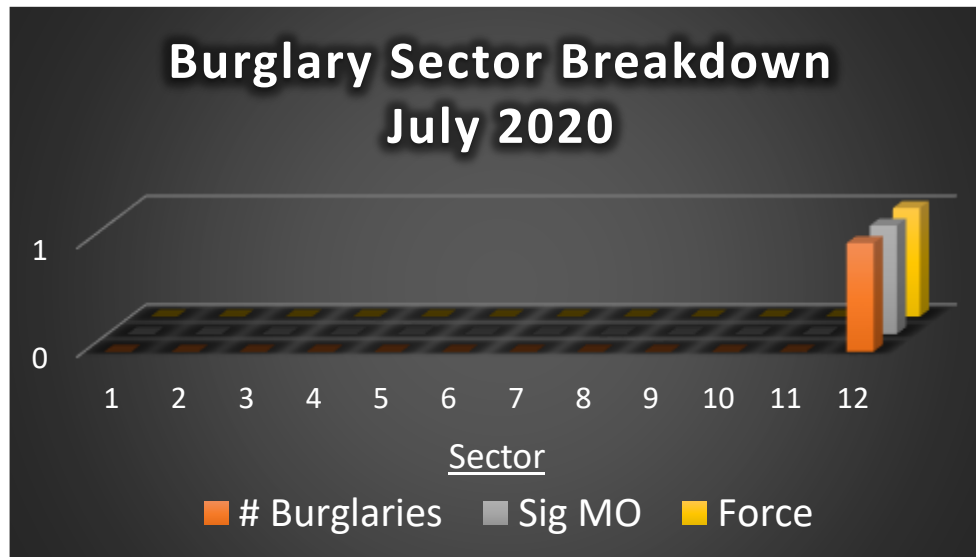
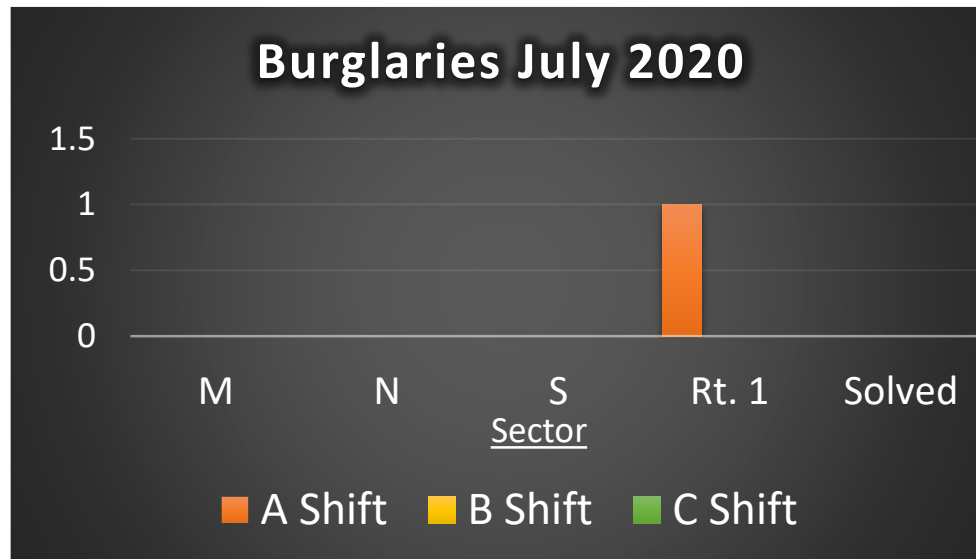
Respectfully submitted,

Det. Sgt. Kurt Fasulo

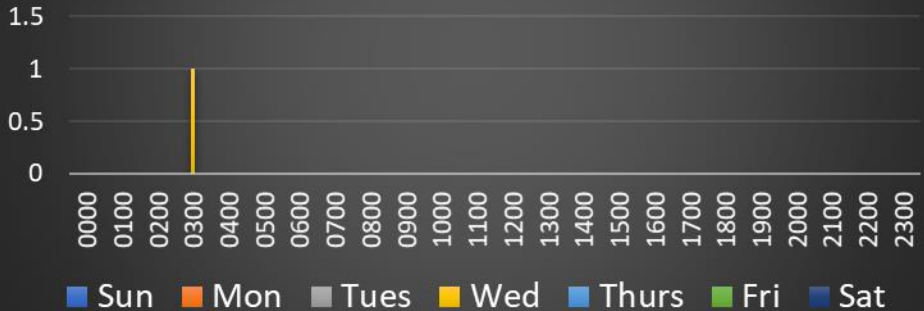
Appendix A – Crime



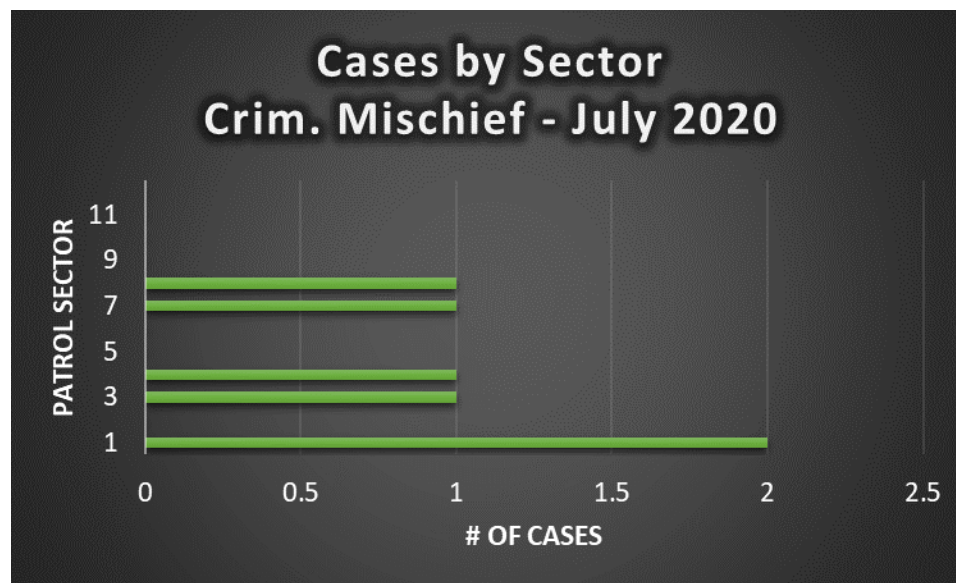
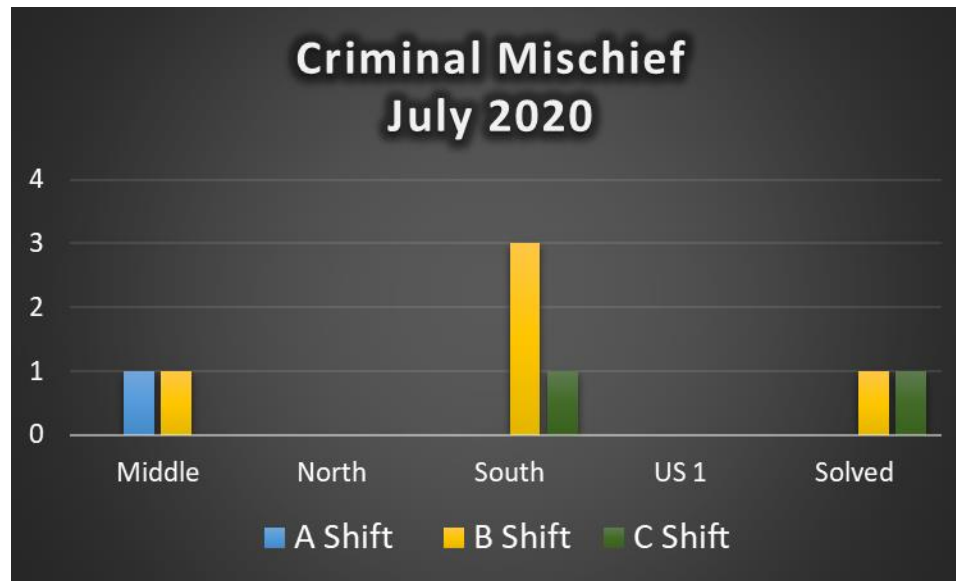
Appendix B – Burglary

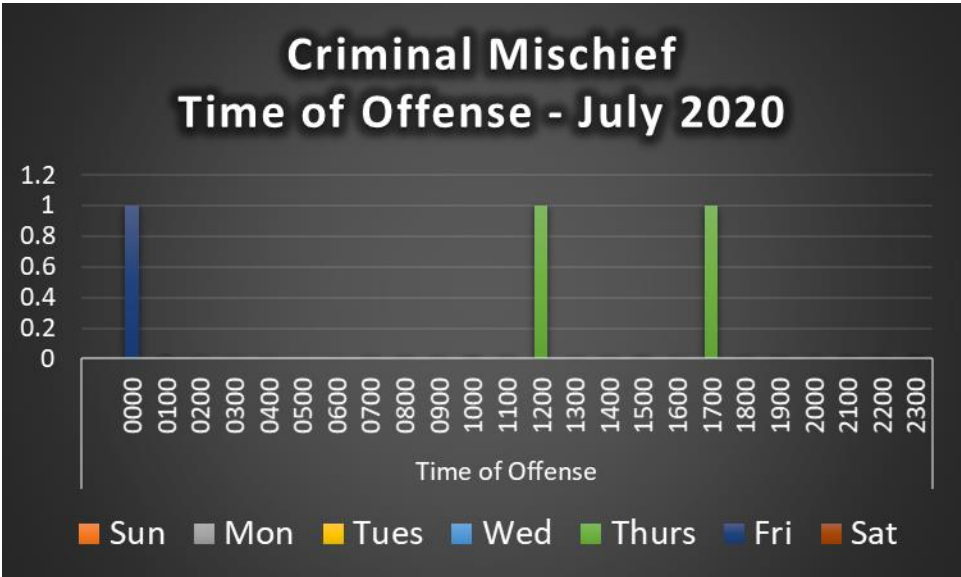
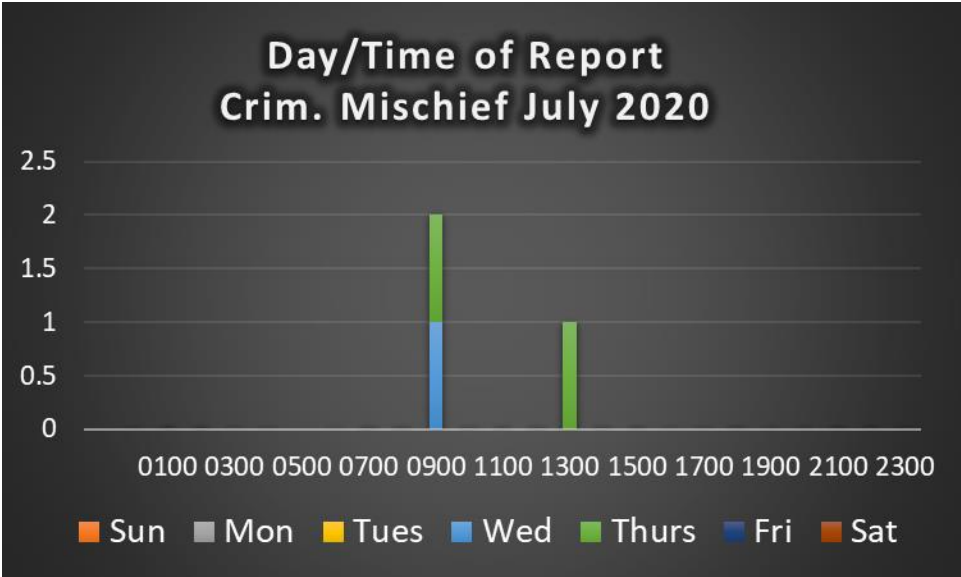


Burglary Date/Time Breakdown July 2020



Appendix C – Criminal Mischief





Appendix D - Larceny

