



# **Crime Analysis Report October 2020**

**Det. Sgt. Kurt Fasulo #63**

CALEA 15.3.1

# Table of Contents

Crime Analysis Definition.....	3
Crime Analysis Narrative Report.....	4
Appendix A (Crime Graph).....	7
Appendix B (Criminal Mischief Graphs).....	8
Appendix C (Larceny Graphs).....	10

## Crime Analysis

A set of systematic, analytical processes directed at providing timely and pertinent information relative to crime patterns and trend correlations to assist the operational and administrative personnel in planning the deployment of resources for the prevention and suppression of criminal activities, aiding the investigative process, and increasing apprehensions and the clearance of cases. Within this context, Crime Analysis supports a number of department functions including patrol deployment, special operations, and tactical units, investigations, planning and research, crime prevention, and administrative services (budgeting and program planning). --Steven Gottlieb et al., 1994, "Crime Analysis: From First Report to Final Arrest."

*TO: Office of the Chief of Police*

*FROM: Det. Sgt. Kurt Fasulo #63*

*SUBJECT: Crime Analysis Report October 2020*

*During the month of October 2020, the Guilford Police Department had the following **Part 1** and selected **Part 2** Crimes reported: Reference Appendix A for further information. This information was compiled via the NEXGEN system utilizing a query of all Part 1 Crimes and select Part 2 crimes from the computer database. A full review of each queried case file report was completed.*

The Guilford Police Department investigated 687 cases for the month of October. This is a thirty percent (30%) decrease in calls from October 2019 (990).

### **Burglary**

None reported. This is a decrease when compared to October 2019 (1).

### **Criminal Mischief**

There were twelve (12) criminal mischief cases for the month of October. All but three of the twelve cases involved damage to private property. There were no arrests made for criminal mischief in the month of October. The remaining cases involved damage to public property. Four (33%) of these incidents occurred during “mischief night”.

Eight (8) of the incidents reflect the time the reports were filed and not the time at which the crime was committed. These were reported after the damage was observed and the exact time and date of the occurrences is unknown. No trend nor pattern was identified to warrant the development of a response plan.

The number of criminal mischief cases decreased when compared with October 2019 (30).

Reference Appendix B for a graphic representation.

### **Larceny**

There were twenty-three (23) larceny cases reported during the month of October. One (1) of the cases was solved and the complaint was withdrawn once the stolen property was returned.

The larceny types are as follows: Two (2) shoplifting, six (6) thefts from motor vehicle, and fifteen (15) general larceny.

For thirteen (13) of these larceny cases the exact date and time that the larceny occurred has not been determined. Thus, the date and time shown in the related graph reflects only that of the date/time reported. A separate graph has been provided which depicts day and time the offense was completed, if known.

The number of larceny cases increased from October 2019 (16).

The fraud cases for the month of October are as follows: five (5) General Fraud, five (5) Fraud via Internet, two (2) Fraud with Credit Card, and nine (9) Fraud – Identity Theft. These fraud incidents mostly were attempts to defraud victims of funds. In some cases, the involved complainants were reimbursed or did not experience any loss. In total there was \$5344.44 in losses experienced from these incidents. Additionally, there was \$15,700 in unsuccessful attempts resulting from these incidents. Five (5) of these incidents were fraudulently filed unemployment claims for which the amount of loss experienced is unknown.

Reference Appendix C for a graphic representation.

### **Robbery**

There was one (1) robbery case for the month of October. There was no pattern nor trend identified and therefore no response plan was developed.

This was an increase when compared with October 2019 (0).

### **Larceny of MV**

There were two (2) stolen motor vehicle cases for the month of October. Both vehicles were stolen during the early morning hours and were connected to numerous motor vehicles entered in the area.

This is an increase when compared with October of 2019 (1).

### **Aggravated Assault/Simple Assault**

None reported. This remained consistent with October of 2019 (0).

### **Arson:**

None reported. This remained consistent with October of 2019 (0).

**Sexual Assault/ Sex Offense:**

None reported. This is a decrease when compared to October 2019 (1).

**Homicide**

None reported. This remained consistent with October 2019 (0).

**Criminal Activity Information and Intelligence**

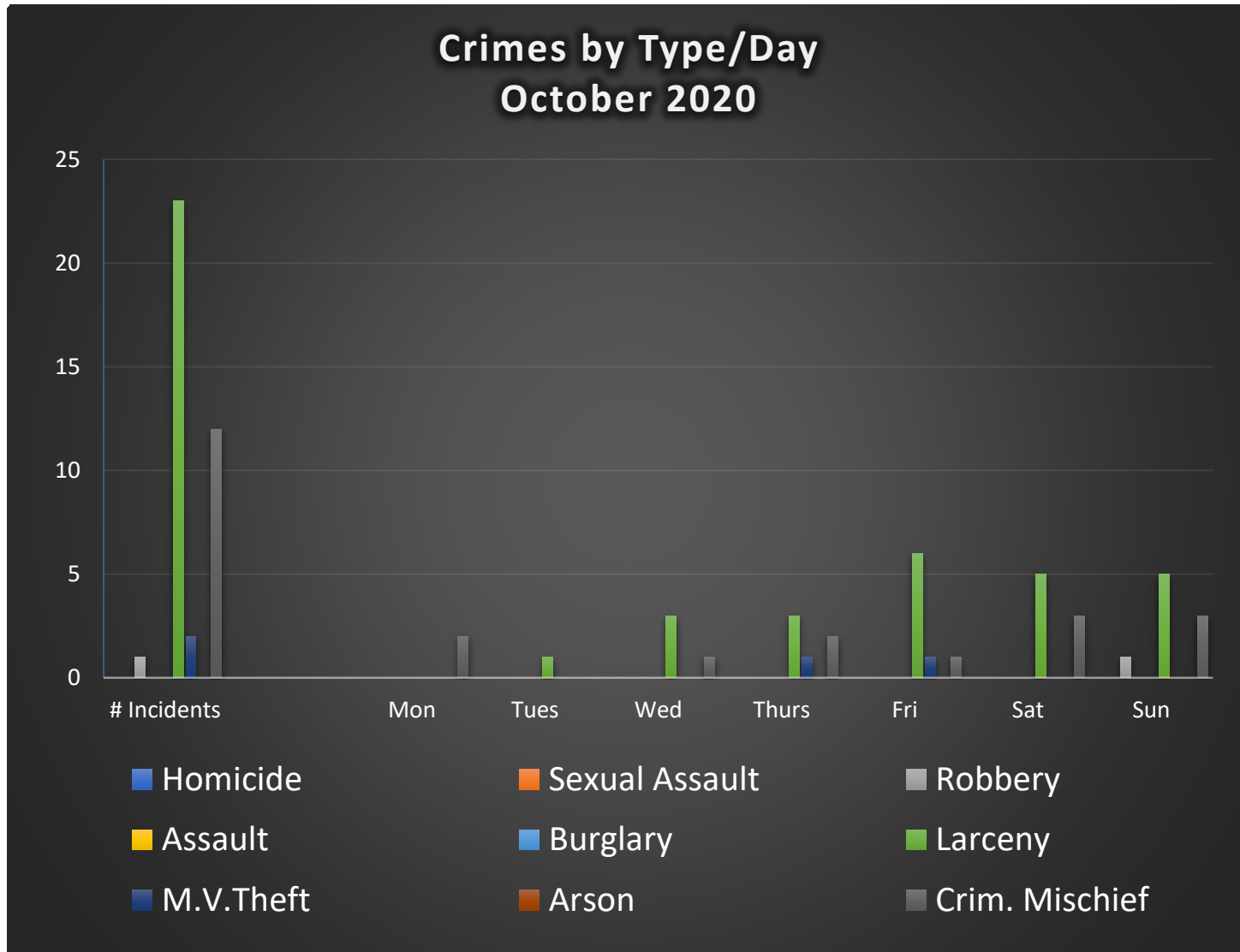
CTIC provided LEO intelligence during this month. The New England State Police Information Network also served as a source of intelligence as did the Law Enforcement Information Exchange (LInX). Guilford Police also monitors Crimedex Law Enforcement Portal for updated information on financial crime trends. Crime intelligence sharing is also monitored through the New Haven Police Department's SLACK channel as well as internally utilizing the Guilford PD SLACK channel. The Detective Unit continues to monitor social media and the anonymous tip line for gathering and evaluating criminal intelligence.

Intelligence meetings were not held during the month of October for the Middlesex County Detective Association and Shoreline Detectives due to COVID – 19 precautions. New Haven MDT meetings were held virtually in regard to ongoing criminal activity in all attending agencies' jurisdictions.

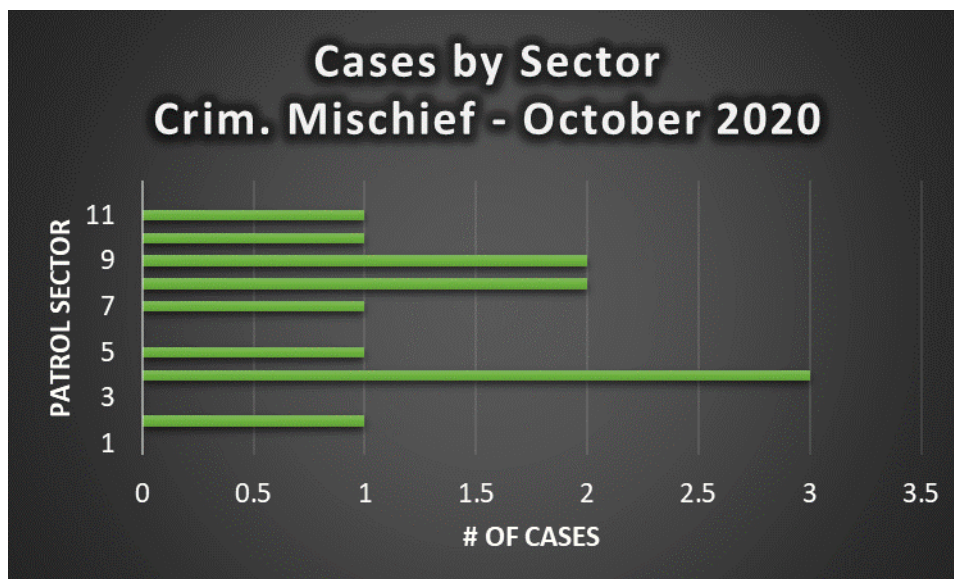
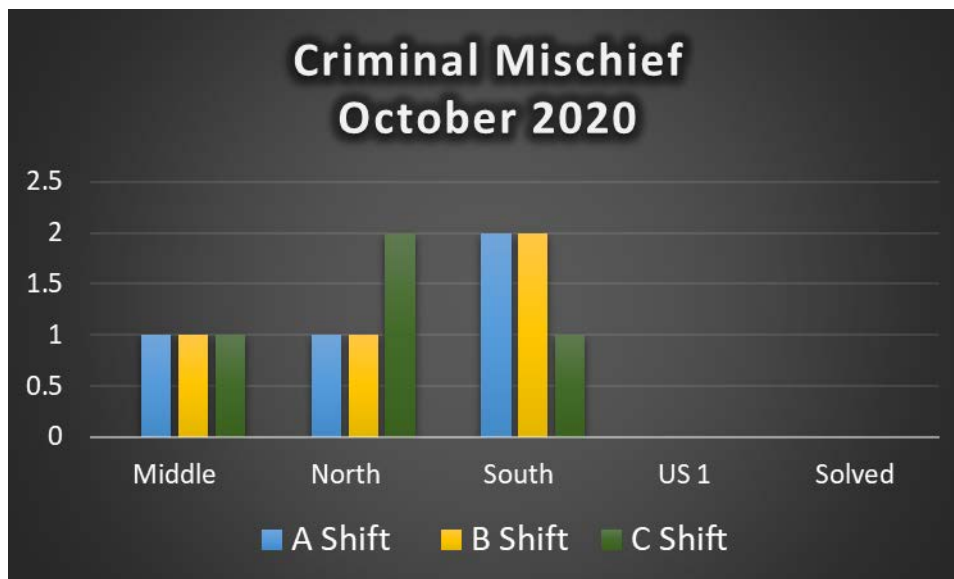
Respectfully submitted,

*Det. Sgt. Kurt Fasulo*

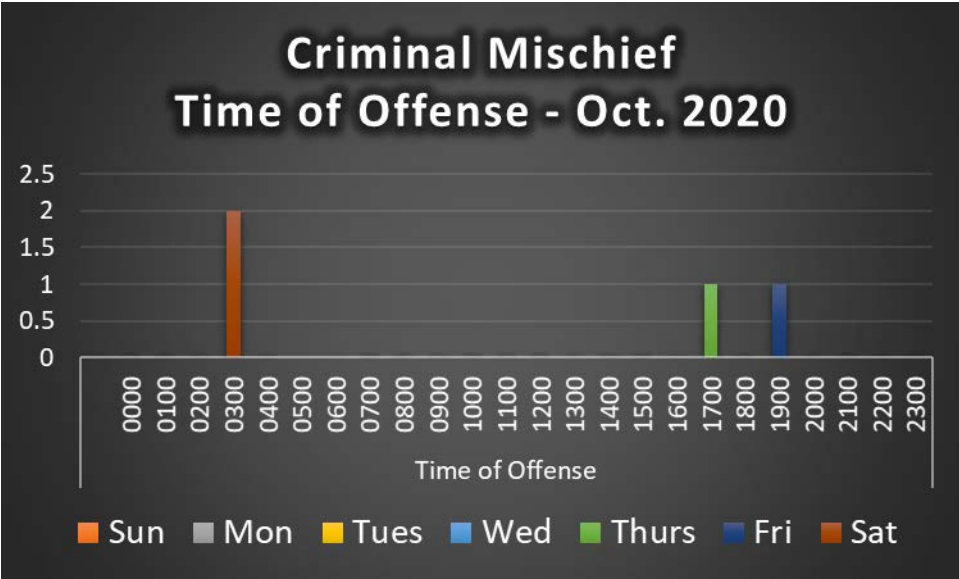
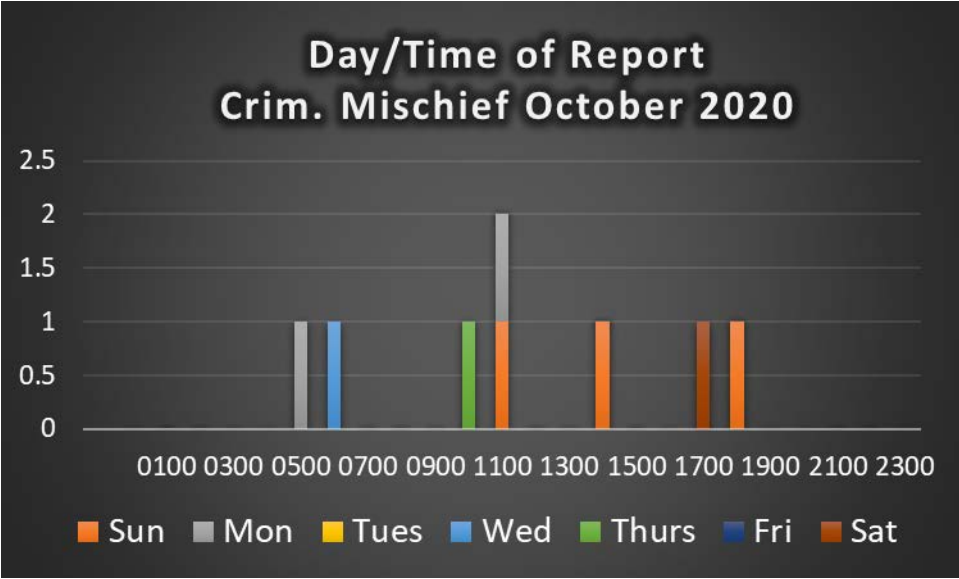
# Appendix A – Crime



## *Appendix B – Criminal Mischief*







## Appendix C - Larceny

